



Key Information

Date of the Fact Sheet	31 December 2025
Inception Date	22 November 2025
Asset Class	Diversified
Benchmark	Morningstar AUS Con Tgt Alloc NR AUD
Number of Holdings	9
Minimum Investment Amount	Super - No minimum Pension - \$20,000
Minimum Investment Timeframe	2 Years
Ongoing costs to clients*	0.68% p.a. (Inc 0.20% platform admin fee)
Platform availabilities	CFS FC WS Super CFS FC WS Pension

Investment Objectives

The Salita CFS FC G20 Portfolio aims to achieve a return in excess of CPI + 0.5% p.a. over a rolling 2-year period, after fees. The portfolio is actively managed within allowable ranges and contains exposure to approximately 80% defensive assets and 20% growth assets.

About the manager

Salita Portfolio Services Pty Ltd (Salita) is a wholly owned subsidiary of Entireti Limited, and a Corporate Authorised Representative of Personal Financial Services ABN 26 098 725 145, AFSL 234459 ("Licensee"). Salita conducts professional investment research and investment management services including constructing and managing portfolios and/or investment strategies for model portfolios, managed accounts/ separately managed accounts (SMA) or other similar constructs.

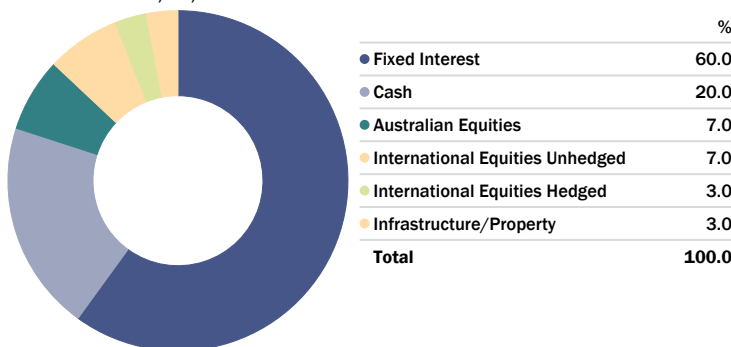
Trailing Returns

As of Date: 31/12/2025

	1 Mth (%)
Salita CFS FC G20	-0.03
Morningstar AUS Con Tgt Alloc NR AUD	-0.18
Excess Return	0.15

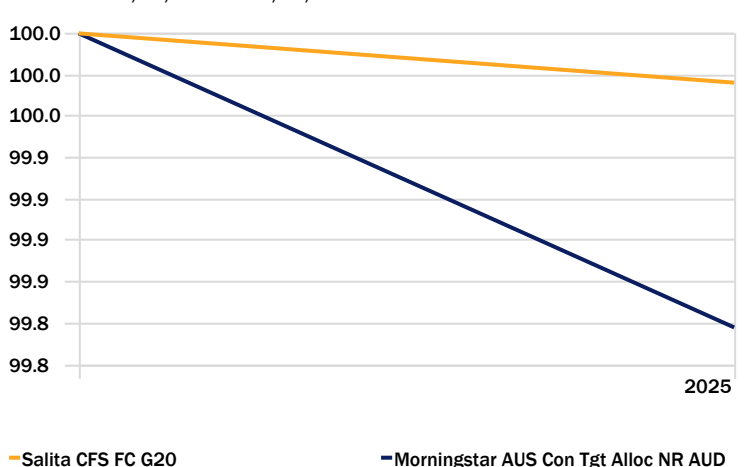
Asset Allocation

Portfolio Date: 31/12/2025



Investment Growth

Time Period: 1/12/2025 to 31/12/2025



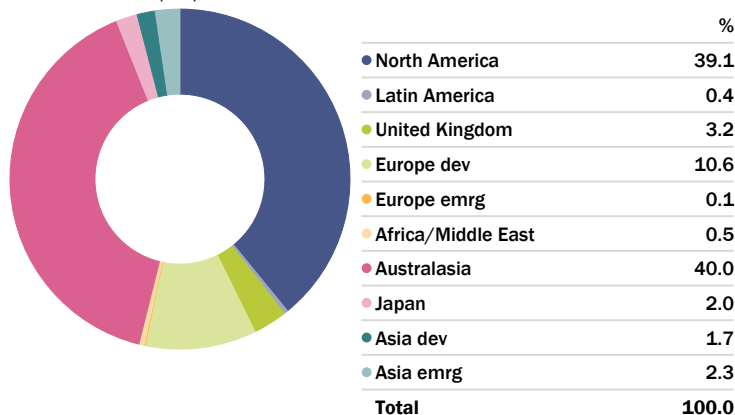
*Fees disclosed are indicative only. Please note that the fees are inclusive of 0.20% platform administration fee, but do not include GST (where applicable), performance fees (where applicable) and transactions costs. Please refer to the relevant PDS for full details of fees. Portfolio performance is after investment manager fees and performance fees and before portfolio management, administration and platform fees. The Morningstar AUS Conservative Target Allocation Index has 10% of its investments in growth assets and is compiled by Morningstar Inc. These figures represent historical performance only. Past performance should not be taken as an indication of future performance. Excess returns may differ due to rounding.

This Fact Sheet has been prepared by Salita Portfolio Services for general information purposes only. It does not take into account any investor's personal objectives, financial situation, or needs. Investors should review the relevant Product Disclosure Statement (PDS) and seek professional financial advice before making any investment decisions. This information has been prepared in good faith; however, we accept no liability for any errors or omissions.



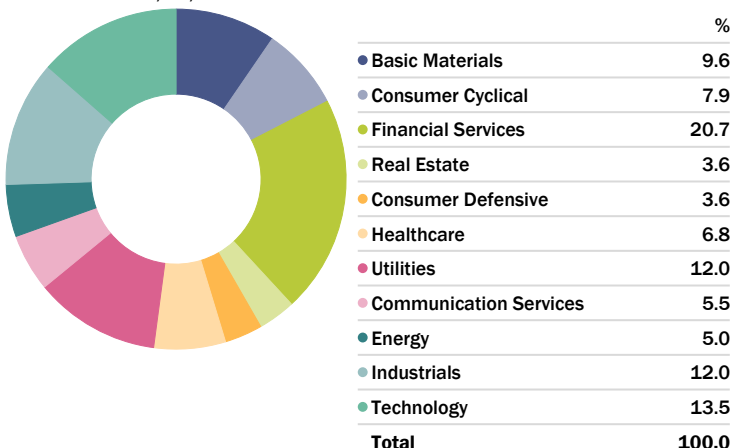
Equity Regional Exposure

Portfolio Date: 31/12/2025



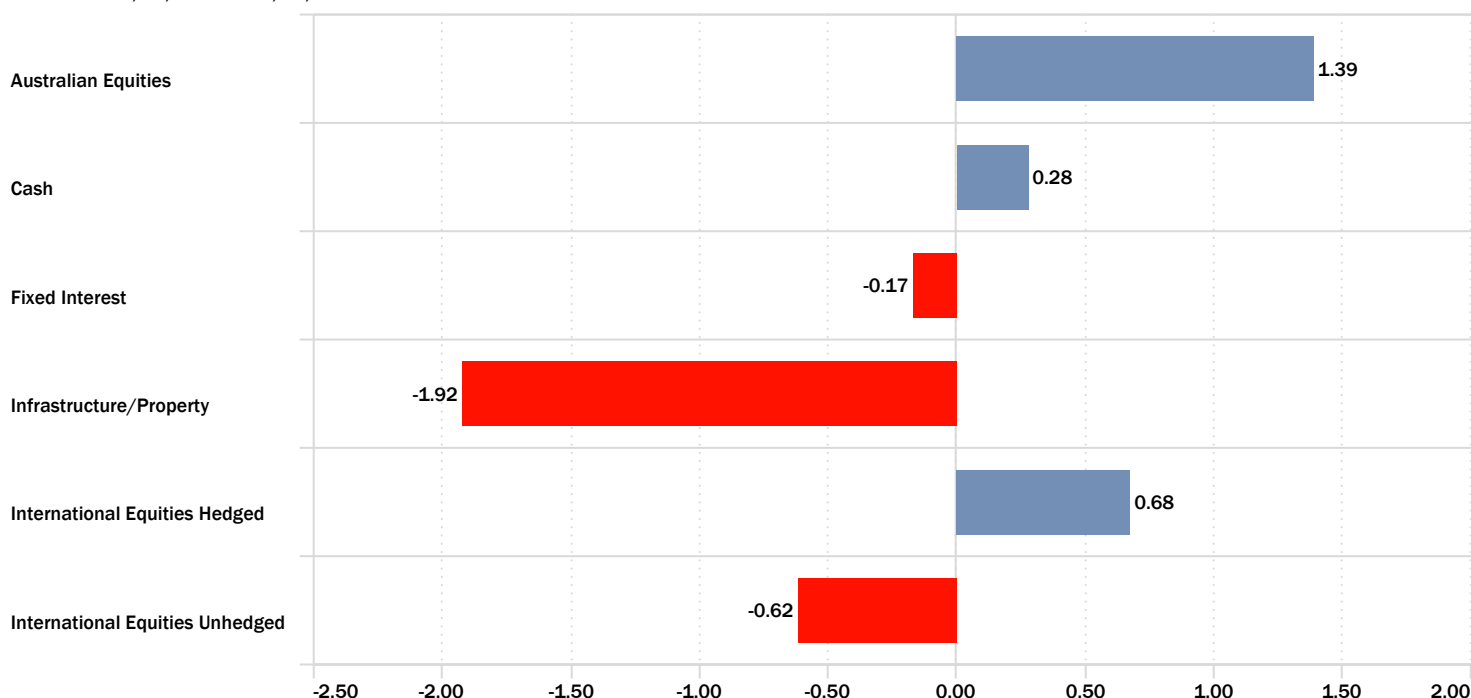
Equity Sectors (Morningstar)

Portfolio Date: 31/12/2025



Portfolio Asset Class Return

Time Period: 1/12/2025 to 31/12/2025



This Fact Sheet has been prepared by Salita Portfolio Services for general information purposes only. It does not take into account any investor's personal objectives, financial situation, or needs. Investors should review the relevant Product Disclosure Statement (PDS) and seek professional financial advice before making any investment decisions. This information has been prepared in good faith; however, we accept no liability for any errors or omissions.



Portfolio Position

Portfolio Date: 31/12/2025

	Portfolio Weighting %	1 Mth (%)
Fixed Interest	60.00	—
Schroder Absolute Return Income	19.00	0.25
Western Asset Australian Bond	15.00	-0.61
Bentham Global Income	14.00	-0.35
PIMCO Global Bond	12.00	-0.08
Cash	20.00	—
First Sentier Strategic Cash	20.00	0.28
Australian Equities	7.00	—
CFS Australia Share Index	7.00	1.39
International Equities Unhedged	7.00	—
CFS Global Share Index	7.00	-0.62
International Equities Hedged	3.00	—
CFS Global Share Index (Hedged)	3.00	0.68
Infrastructure/Property	3.00	—
ClearBridge RARE Infra Value	3.00	-1.92

Portfolio Changes

There were no changes to the portfolio during December.

This Fact Sheet has been prepared by Salita Portfolio Services for general information purposes only. It does not take into account any investor's personal objectives, financial situation, or needs. Investors should review the relevant Product Disclosure Statement (PDS) and seek professional financial advice before making any investment decisions. This information has been prepared in good faith; however, we accept no liability for any errors or omissions.

Salita Portfolio Services Pty Ltd | ABN 39 609 946 616
Aurora Place, Level 6, 88 Phillip Street, Sydney NSW 2000 | salitaportfolioservices.com.au

Source: Morningstar Direct