



Key Information

Date of the Fact Sheet	31 January 2026
Inception Date	22 November 2025
Asset Class	Diversified

Investment Objectives

The Salita CFS FC G100 Portfolio aims to achieve a return in excess of CPI + 3.75% p.a. over a rolling 10-year period, after fees. The portfolio is actively managed within allowable ranges and contains exposure to approximately 2% defensive assets and 98% growth assets.

Benchmark	Morningstar AUS Aggressive Tgt Alloc NR AUD
-----------	---

About the manager

Number of Underlying Holdings	12
-------------------------------	----

Platform Availabilities & Minimum Investment Amount	CFS FC WS Super - No minimum CFS FC WS Pension - \$20,000
---	--

Minimum Investment Timeframe	10 Years
------------------------------	----------

Ongoing costs to clients*	0.61% p.a.
---------------------------	------------

Salita Portfolio Services Pty Ltd (Salita) is a wholly owned subsidiary of Entireti Limited, and a Corporate Authorised Representative of Personal Financial Services ABN 26 098 725 145, AFSL 234459 ("Licensee"). Salita conducts professional investment research and investment management services including constructing and managing portfolios and/or investment strategies for model portfolios, managed accounts/ separately managed accounts (SMA) or other similar constructs.

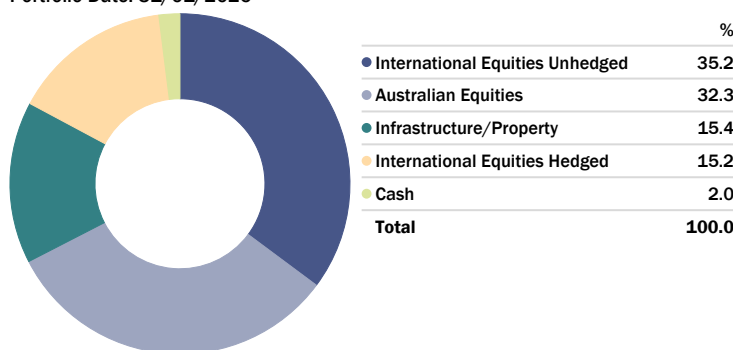
Trailing Returns

As of Date: 31/01/2026

	1 Mth (%)	2 Mths (%)
Salita CFS FC G100	0.81	0.85
Morningstar AUS Agg Tgt Alloc NR AUD	0.45	0.87
Excess Return	0.36	-0.01

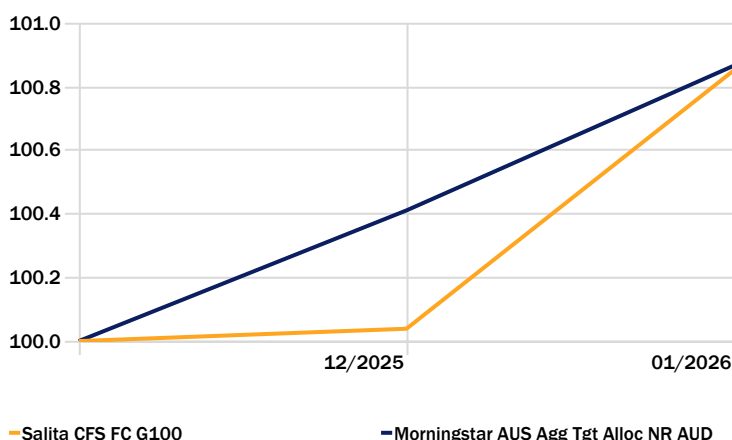
Asset Allocation

Portfolio Date: 31/01/2026



Investment Growth

Time Period: 30/11/2025 to 31/01/2026



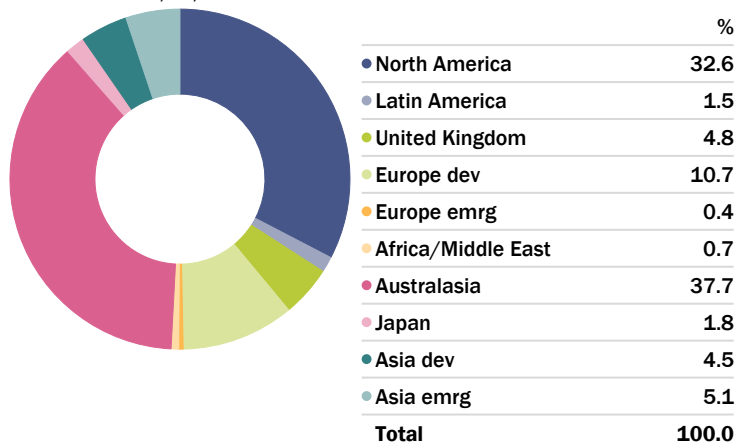
*Fees disclosed are indicative only. Please note that the fees do not include 0.20% platform administration fee, GST (where applicable), performance fees (where applicable), and transaction costs. Please refer to the relevant PDS for full details of fees. Portfolio performance is after investment manager fees and performance fees and before portfolio management, administration and platform fees. The Morningstar AUS Aggressive Target Allocation Index has 90% of its investments in growth assets and is compiled by Morningstar Inc. These figures represent historical performance only. Past performance should not be taken as an indication of future performance. Excess returns may differ due to rounding.

This Fact Sheet has been prepared by Salita Portfolio Services for general information purposes only. It does not take into account any investor's personal objectives, financial situation, or needs. Investors should review the relevant Product Disclosure Statement (PDS) and seek professional financial advice before making any investment decisions. This information has been prepared in good faith; however, we accept no liability for any errors or omissions.



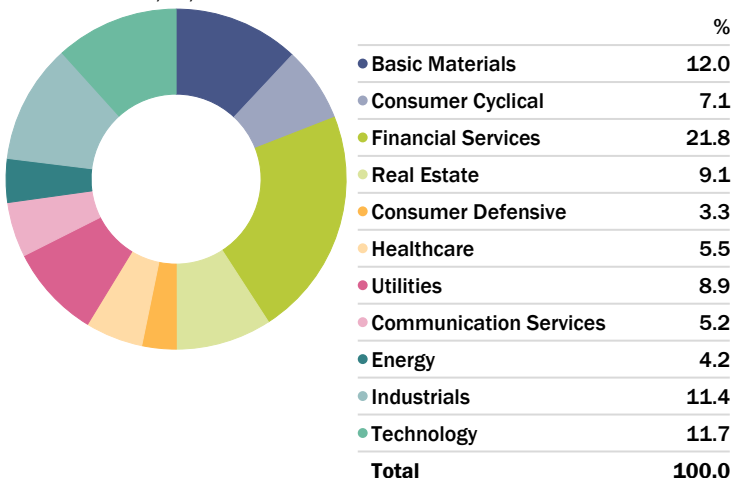
Equity Regional Exposure

Portfolio Date: 31/01/2026



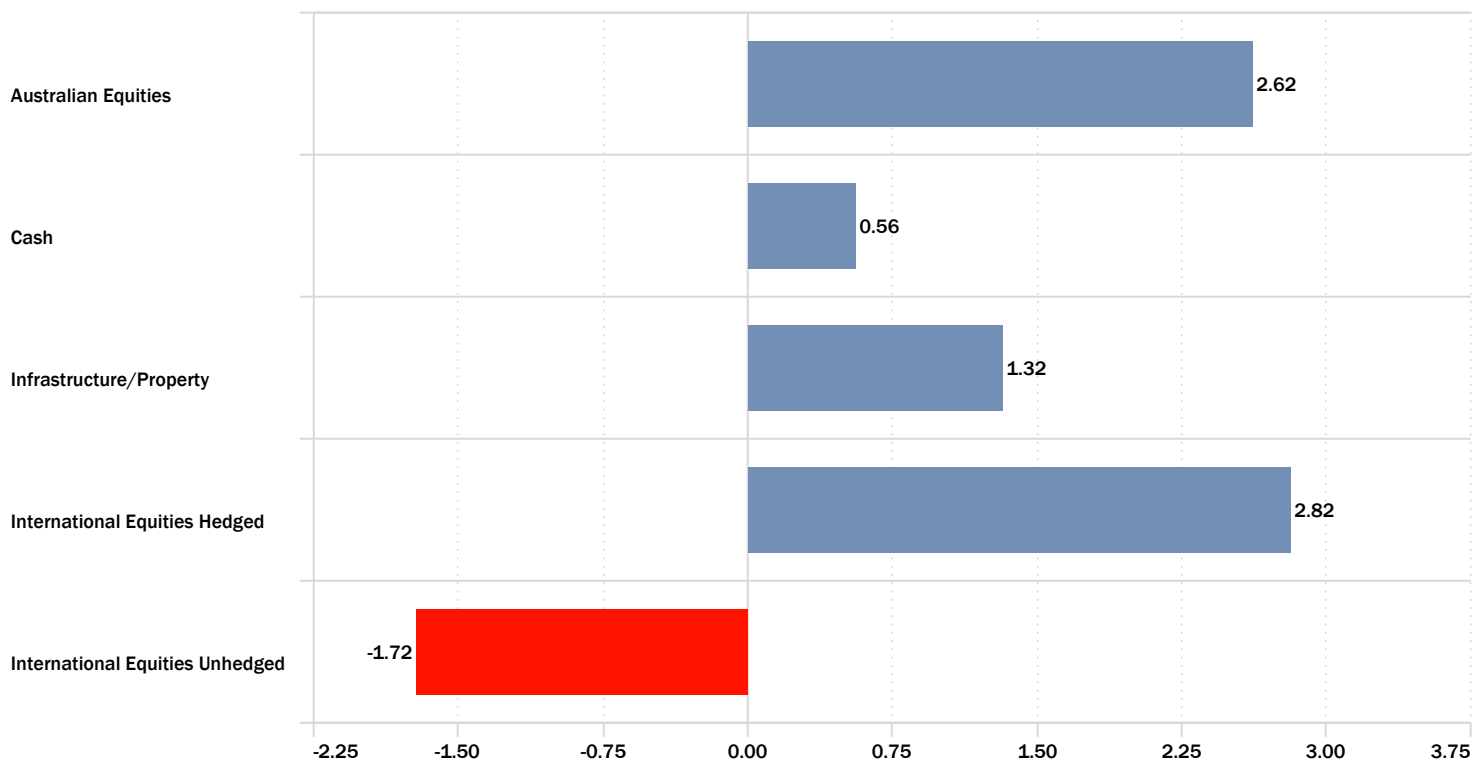
Equity Sector (Morningstar)

Portfolio Date: 31/01/2026



Portfolio Asset Class Return

Time Period: 30/11/2025 to 31/01/2026



This Fact Sheet has been prepared by Salita Portfolio Services for general information purposes only. It does not take into account any investor's personal objectives, financial situation, or needs. Investors should review the relevant Product Disclosure Statement (PDS) and seek professional financial advice before making any investment decisions. This information has been prepared in good faith; however, we accept no liability for any errors or omissions.



Portfolio Position

Portfolio Date: 31/01/2026

	Portfolio Weighting %	1 Mth (%)	2 Mths (%)
International Equities Unhedged	35.17	—	—
Ironbark Brown Advisory Global Share	12.28	-4.78	-5.89
RQI Global Share Value	10.87	-0.37	-0.04
CFS Global Share Index	6.82	-1.84	-2.45
RQI Emerging Market Value	5.21	5.03	6.68
Australian Equities	32.26	—	—
Ausbil Australian Active Equity	9.12	2.16	3.74
RQI Australian Value	9.08	1.69	3.65
CFS Australia Share Index	8.05	1.44	2.85
Pendal Smaller Companies	6.02	1.08	-0.89
Infrastructure/Property	15.38	—	—
ClearBridge RARE Infra Value	10.27	3.57	1.58
Resolution Capital Global Property Securities	5.10	2.91	0.81
International Equities Hedged	15.20	—	—
CFS Global Share Index (Hedged)	15.20	2.12	2.82
Cash	1.99	—	—
First Sentier Strategic Cash	1.99	0.28	0.56

Portfolio Changes

There were no changes to the portfolio during January 2026.

This Fact Sheet has been prepared by Salita Portfolio Services for general information purposes only. It does not take into account any investor's personal objectives, financial situation, or needs. Investors should review the relevant Product Disclosure Statement (PDS) and seek professional financial advice before making any investment decisions. This information has been prepared in good faith; however, we accept no liability for any errors or omissions.

Salita Portfolio Services Pty Ltd | ABN 39 609 946 616
Aurora Place, Level 6, 88 Phillip Street, Sydney NSW 2000 | salitaportfolioservices.com.au

Source: Morningstar Direct