



Key Information

Date of the Fact Sheet	31 January 2026
Inception Date	22 November 2025
Asset Class	Diversified
Benchmark	Morningstar AUS Moderate Alloc NR AUD
Number of Holdings	13
Minimum Investment Amount	Super - No minimum Pension - \$20,000
Minimum Investment Timeframe	3 Years
Ongoing costs to clients*	0.57% p.a.
Platform availabilities	CFS FC WS Super CFS FC WS Pension

Investment Objectives

The Salita CFS FC G30 Portfolio aims to achieve a return in excess of CPI + 0.75% p.a. over a rolling 3-year period, after fees. The portfolio is actively managed within allowable ranges and contains exposure to approximately 70% defensive assets and 30% growth assets.

About the manager

Salita Portfolio Services Pty Ltd (Salita) is a wholly owned subsidiary of Entireti Limited, and a Corporate Authorised Representative of Personal Financial Services ABN 26 098 725 145, AFSL 234459 ("Licensee"). Salita conducts professional investment research and investment management services including constructing and managing portfolios and/or investment strategies for model portfolios, managed accounts/ separately managed accounts (SMA) or other similar constructs.

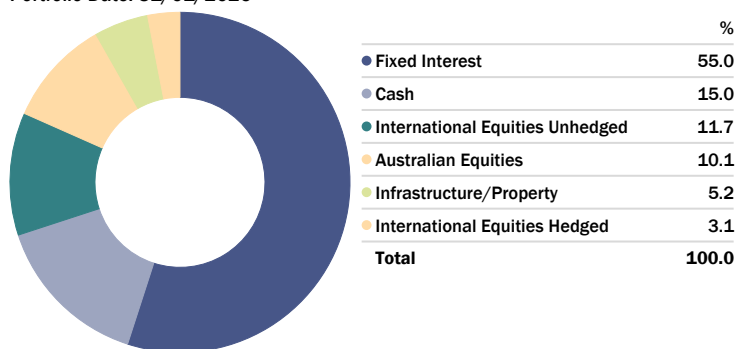
Trailing Returns

As of Date: 31/01/2026

	1 Mth (%)	2 Mths (%)
Salita CFS FC G30	0.31	0.29
Morningstar AUS Mod Tgt Alloc NR AUD	0.30	0.21
Excess Return	0.02	0.08

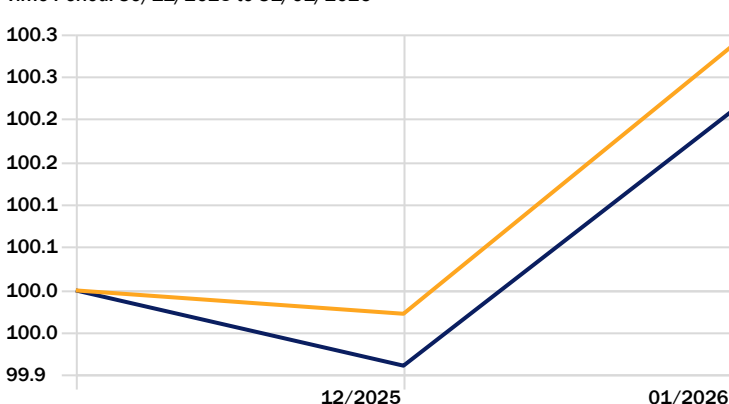
Asset Allocation

Portfolio Date: 31/01/2026



Investment Growth

Time Period: 30/11/2025 to 31/01/2026



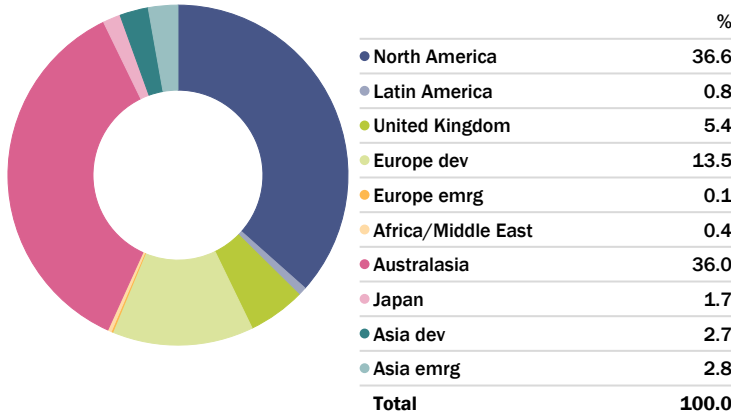
*Fees disclosed are indicative only. Please note that the fees do not include 0.20% platform administration fee, GST (where applicable), performance fees (where applicable) and transactions costs. Please refer to the relevant PDS for full details of fees. Portfolio performance is after investment manager fees and performance fees and before portfolio management, administration and platform fees. The Morningstar AUS Moderate Target Allocation Index has 30% of its investments in growth assets and is compiled by Morningstar Inc. These figures represent historical performance only. Past performance should not be taken as an indication of future performance. Excess returns may differ due to rounding.

This Fact Sheet has been prepared by Salita Portfolio Services for general information purposes only. It does not take into account any investor's personal objectives, financial situation, or needs. Investors should review the relevant Product Disclosure Statement (PDS) and seek professional financial advice before making any investment decisions. This information has been prepared in good faith; however, we accept no liability for any errors or omissions.



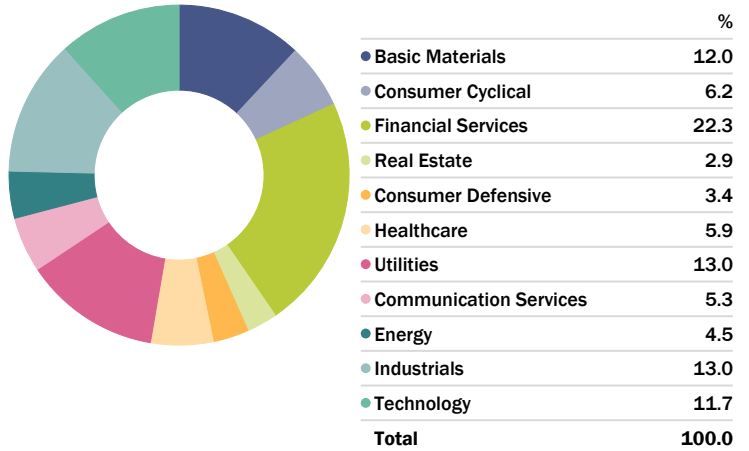
Equity Regional Exposure

Portfolio Date: 31/01/2026



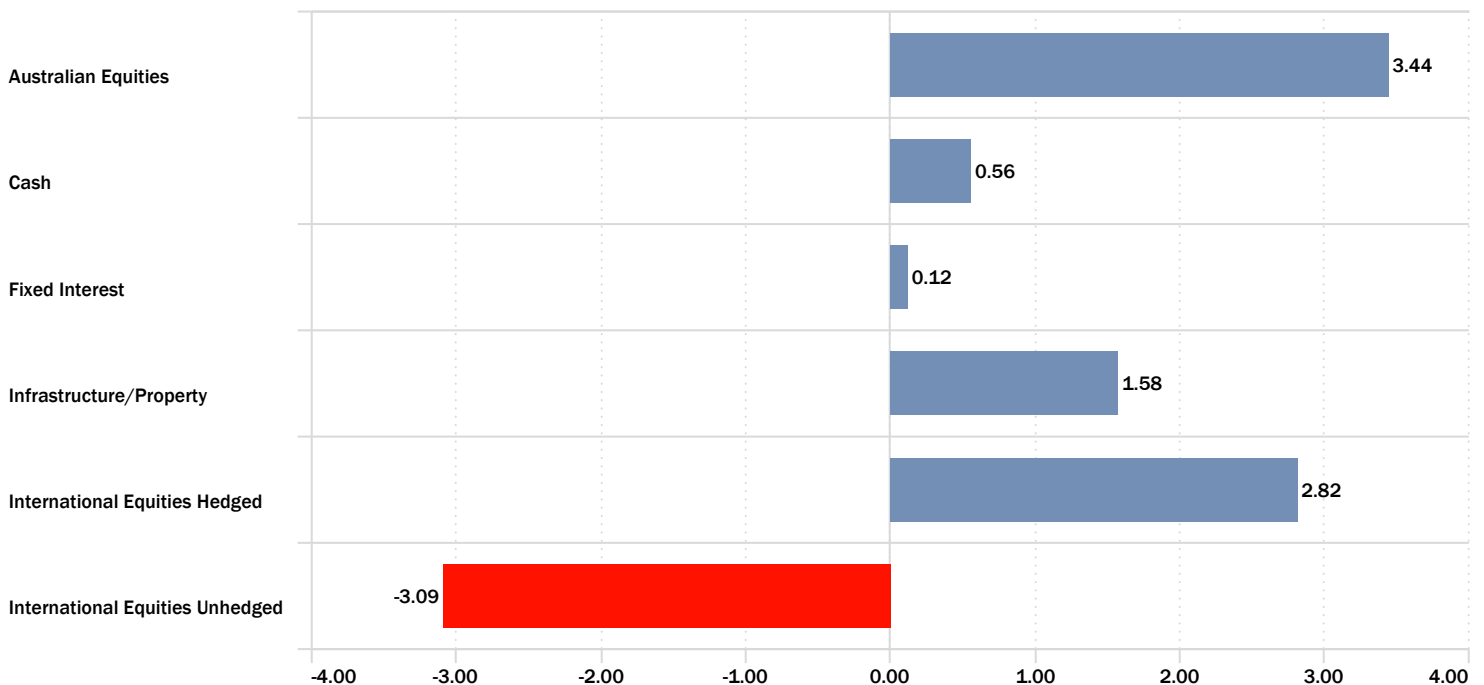
Equity Sectors (Morningstar)

Portfolio Date: 31/01/2026



Portfolio Asset Class Return

Time Period: 30/11/2025 to 31/01/2026



This Fact Sheet has been prepared by Salita Portfolio Services for general information purposes only. It does not take into account any investor's personal objectives, financial situation, or needs. Investors should review the relevant Product Disclosure Statement (PDS) and seek professional financial advice before making any investment decisions. This information has been prepared in good faith; however, we accept no liability for any errors or omissions.



Portfolio Position

Portfolio Date: 31/01/2026

	Portfolio Weighting %	1 Mth (%)	2 Mths (%)
Fixed Interest	54.99	—	—
Schroder Absolute Return Income	18.06	0.64	0.89
Western Asset Australian Bond	13.99	0.23	-0.38
Bentham Global Income	11.94	-0.20	-0.54
PIMCO Global Bond	11.00	0.32	0.24
Cash	14.99	—	—
First Sentier Strategic Cash	14.99	0.28	0.56
International Equities Unhedged	11.65	—	—
Ironbark Brown Advisory Global Share	4.75	-4.78	-5.89
RQI Global Share Value	3.97	-0.37	-0.04
CFS Global Share Index	2.94	-1.84	-2.45
Australian Equities	10.15	—	—
Ausbil Australian Active Equity	4.07	2.16	3.74
RQI Australian Value	3.04	1.69	3.65
CFS Australia Share Index	3.03	1.44	2.85
Infrastructure/Property	5.16	—	—
ClearBridge RARE Infra Value	5.16	3.57	1.58
International Equities Hedged	3.05	—	—
CFS Global Share Index (Hedged)	3.05	2.12	2.82

Portfolio Changes

There were no changes to the portfolio during January 2026.

This Fact Sheet has been prepared by Salita Portfolio Services for general information purposes only. It does not take into account any investor's personal objectives, financial situation, or needs. Investors should review the relevant Product Disclosure Statement (PDS) and seek professional financial advice before making any investment decisions. This information has been prepared in good faith; however, we accept no liability for any errors or omissions.

Salita Portfolio Services Pty Ltd | ABN 39 609 946 616
Aurora Place, Level 6, 88 Phillip Street, Sydney NSW 2000 | salitaportfolioservices.com.au

Source: Morningstar Direct