



## Key Information

Date of the Fact Sheet	31 January 2026
Inception Date	22 November 2025

Asset Class	Diversified
-------------	-------------

Benchmark	Morningstar AUS Aggressive Tgt Alloc NR AUD
-----------	---

Number of Underlying Holdings	14
-------------------------------	----

Platform Availabilities & Minimum Investment Amount	CFS FC WS Super - No minimum CFS FC WS Pension - \$20,000 CFS FC WS Investment - \$1,000
---	--

Minimum Investment Timeframe	9 Years
------------------------------	---------

Ongoing costs to clients	CFS FC WS Super   Pension 0.60%* p.a. CFS FC WS Investment 0.87% p.a.
--------------------------	--

## Investment Objectives

The Salita CFS FC G85 Portfolio aims to achieve a return in excess of CPI + 3.25% p.a. over a rolling 9-year period, after fees. The portfolio is actively managed within allowable ranges and contains exposure to approximately 15% defensive assets and 85% growth assets.

## About the manager

Salita Portfolio Services Pty Ltd (Salita) is a wholly owned subsidiary of Entireti Limited, and a Corporate Authorised Representative of Personal Financial Services ABN 26 098 725 145, AFSL 234459 ("Licensee"). Salita conducts professional investment research and investment management services including constructing and managing portfolios and/or investment strategies for model portfolios, managed accounts/ separately managed accounts (SMA) or other similar constructs.

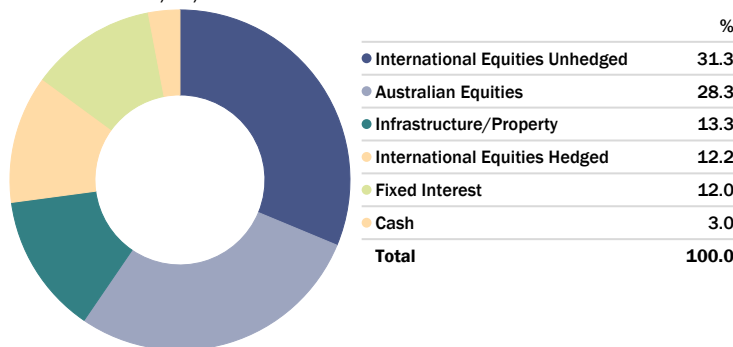
## Trailing Returns

As of Date: 31/01/2026

	1 Mth (%)	2 Mths (%)
Salita CFS FC G85	0.68	0.66
Morningstar AUS Agg Tgt Alloc NR AUD	0.45	0.87
Excess Return	0.22	-0.21

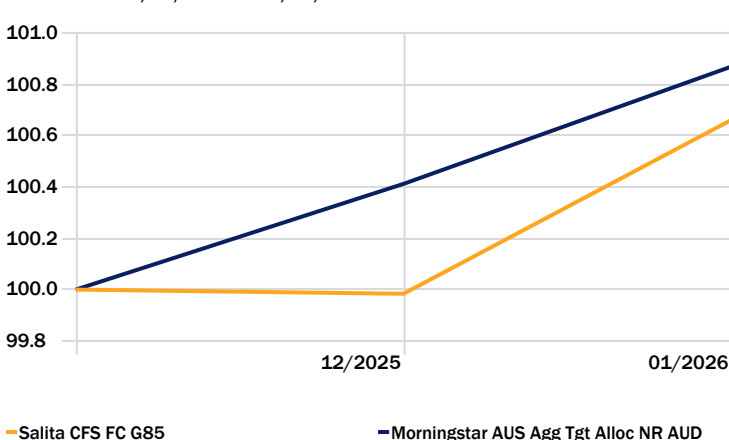
## Asset Allocation

Portfolio Date: 31/01/2026



## Investment Growth

Time Period: 30/11/2025 to 31/01/2026



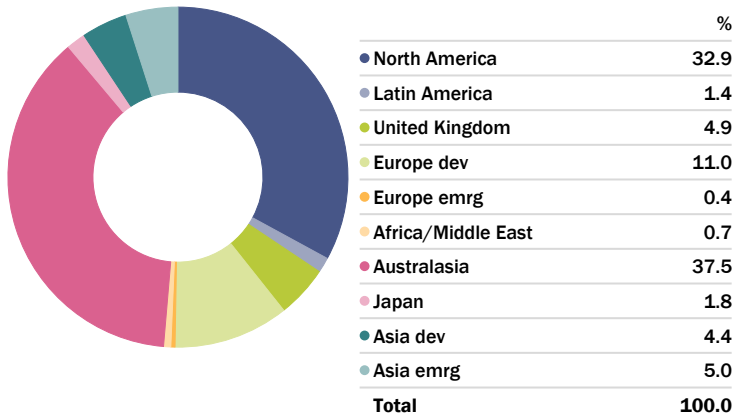
\*Fees disclosed are indicative only. Please note that the fees do not include 0.20% platform administration fee for super and pension accounts, GST (where applicable), performance fees (where applicable) and transactions costs. Please refer to the relevant PDS for full details of fees. Portfolio performance is after investment manager fees and performance fees and before portfolio management, administration and platform fees. The Morningstar AUS Aggressive Target Allocation Index has 90% of its investments in growth assets and is compiled by Morningstar Inc. These figures represent historical performance only. Past performance should not be taken as an indication of future performance. Excess returns may differ due to rounding.

This Fact Sheet has been prepared by Salita Portfolio Services for general information purposes only. It does not take into account any investor's personal objectives, financial situation, or needs. Investors should review the relevant Product Disclosure Statement (PDS) and seek professional financial advice before making any investment decisions. This information has been prepared in good faith; however, we accept no liability for any errors or omissions.



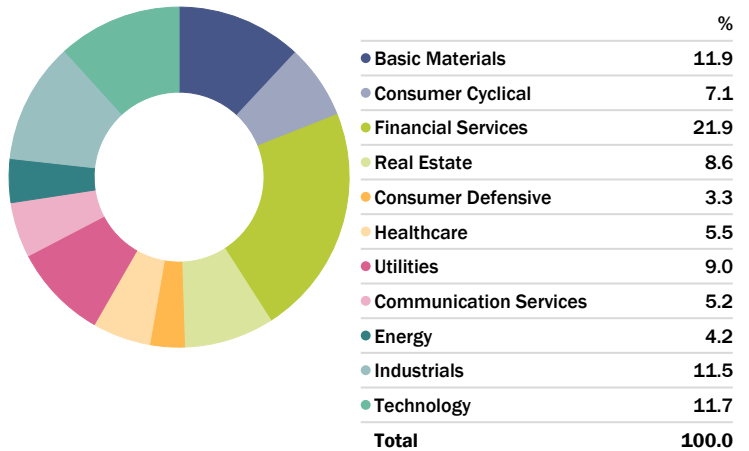
## Equity Regional Exposure

Portfolio Date: 31/01/2026



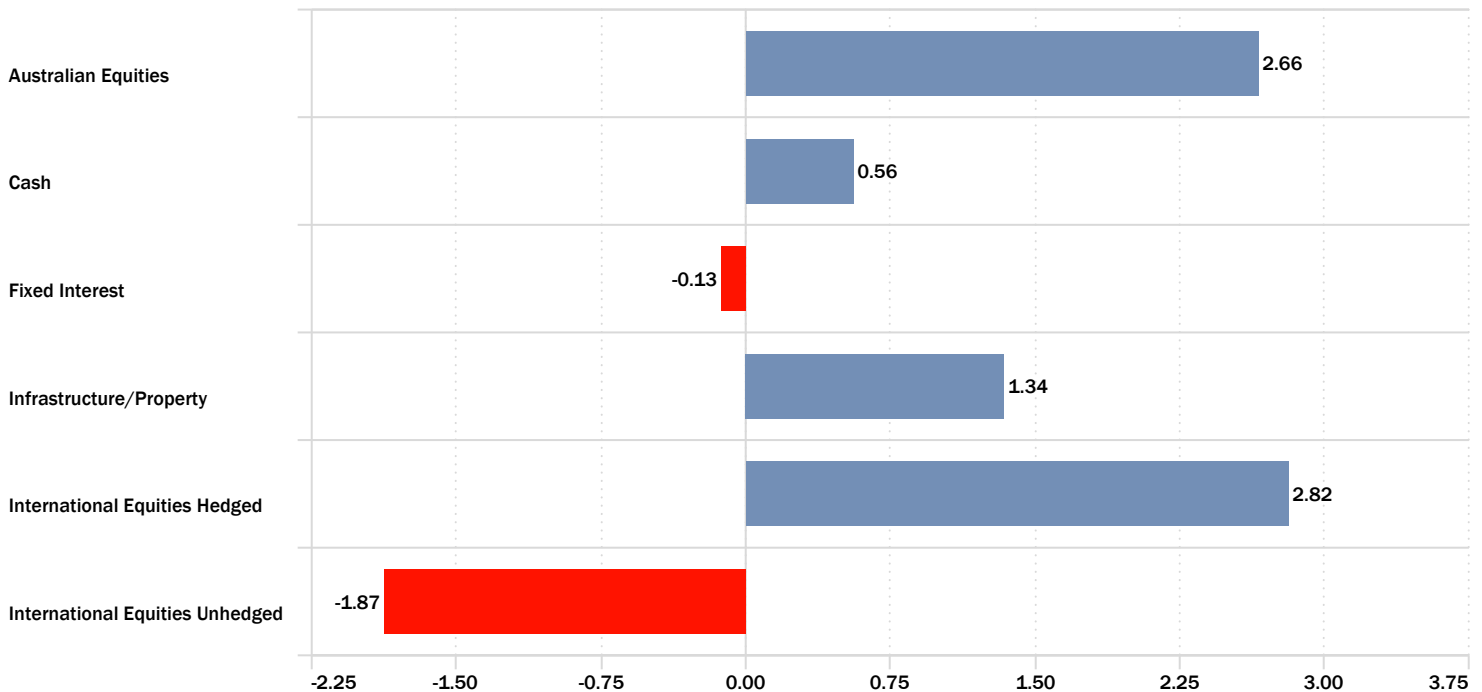
## Equity Sectors (Morningstar)

Portfolio Date: 31/01/2026



## Portfolio Asset Class Return

Time Period: 30/11/2025 to 31/01/2026



This Fact Sheet has been prepared by Salita Portfolio Services for general information purposes only. It does not take into account any investor's personal objectives, financial situation, or needs. Investors should review the relevant Product Disclosure Statement (PDS) and seek professional financial advice before making any investment decisions. This information has been prepared in good faith; however, we accept no liability for any errors or omissions.



## Portfolio Position

Portfolio Date: 31/01/2026

	Portfolio Weighting %	1 Mth (%)	2 Mths (%)
<b>International Equities Unhedged</b>	<b>31.27</b>	<b>—</b>	<b>—</b>
Ironbark Brown Advisory Global Share	11.35	-4.78	-5.89
RQI Global Share Value	9.90	-0.37	-0.04
CFS Global Share Index	5.85	-1.84	-2.45
RQI Emerging Market Value	4.17	5.03	6.68
<b>Australian Equities</b>	<b>28.27</b>	<b>—</b>	<b>—</b>
Ausbil Australian Active Equity	8.12	2.16	3.74
RQI Australian Value	8.08	1.69	3.65
CFS Australia Share Index	7.05	1.44	2.85
Pendal Smaller Companies	5.02	1.08	-0.89
<b>Infrastructure/Property</b>	<b>13.35</b>	<b>—</b>	<b>—</b>
ClearBridge RARE Infra Value	9.26	3.57	1.58
Resolution Capital Global Property Securities	4.09	2.91	0.81
<b>International Equities Hedged</b>	<b>12.17</b>	<b>—</b>	<b>—</b>
CFS Global Share Index (Hedged)	12.17	2.12	2.82
<b>Fixed Interest</b>	<b>11.95</b>	<b>—</b>	<b>—</b>
Western Asset Australian Bond	6.97	0.23	-0.38
PIMCO Global Bond	4.98	0.32	0.24
<b>Cash</b>	<b>2.99</b>	<b>—</b>	<b>—</b>
First Sentier Strategic Cash	2.99	0.28	0.56

## Portfolio Changes

There were no changes to the portfolio during January 2026.

This Fact Sheet has been prepared by Salita Portfolio Services for general information purposes only. It does not take into account any investor's personal objectives, financial situation, or needs. Investors should review the relevant Product Disclosure Statement (PDS) and seek professional financial advice before making any investment decisions. This information has been prepared in good faith; however, we accept no liability for any errors or omissions.

Salita Portfolio Services Pty Ltd | ABN 39 609 946 616  
Aurora Place, Level 6, 88 Phillip Street, Sydney NSW 2000 | [salitaportfolioservices.com.au](http://salitaportfolioservices.com.au)

Source: Morningstar Direct