



Key Information

Date of the Fact Sheet 31 January 2026

Inception Date 1 October 2025

Asset Class Diversified

Benchmark Morningstar AUS Moderate Tgt Alloc NR AUD

Number of Holdings 12

Minimum Investment Amount \$25,000

Minimum Investment Timeframe 3 Years

Ongoing costs to clients* 0.62% p.a.

Platform availabilities BT Panorama | Hub24 | Netwealth | North | Expand | CFS Edge | Macquarie Wrap

Investment Objectives

The Salita G30 Portfolio aims to achieve a return in excess of CPI + 0.75% p.a. over a rolling 3-year period, after fees. The portfolio is actively managed within allowable ranges and contains exposure to approximately 70% defensive assets and 30% growth assets.

About the manager

Salita Portfolio Services Pty Ltd (Salita) is a wholly owned subsidiary of Entireti Limited, and a Corporate Authorised Representative of Personal Financial Services ABN 26 098 725 145, AFSL 234459 ("Licensee"). Salita conducts professional investment research and investment management services including constructing and managing portfolios and/or investment strategies for model portfolios, managed accounts/ separately managed accounts (SMA) or other similar constructs.

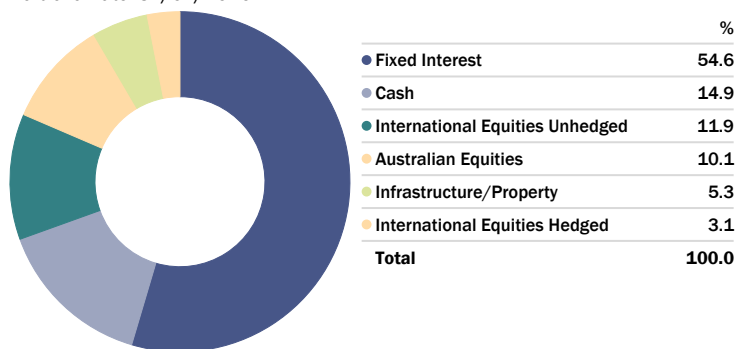
Trailing Returns

As of Date: 31/01/2026

	1 Mth (%)	2 Mths (%)	3 Mths (%)	4 Mths (%)
Salita G30	0.35	0.60	0.84	1.74
Morningstar AUS Mod Tgt Alloc NR AUD	0.30	0.21	-0.32	0.53
Excess Return	0.05	0.39	1.16	1.21

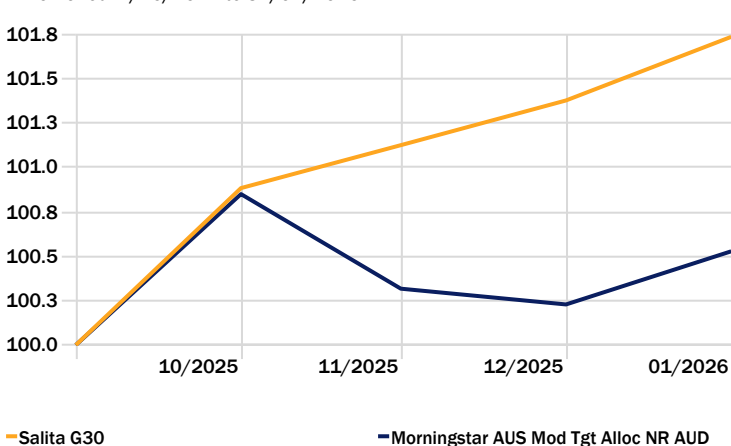
Asset Allocation

Portfolio Date: 31/01/2026



Investment Growth

Time Period: 1/10/2025 to 31/01/2026



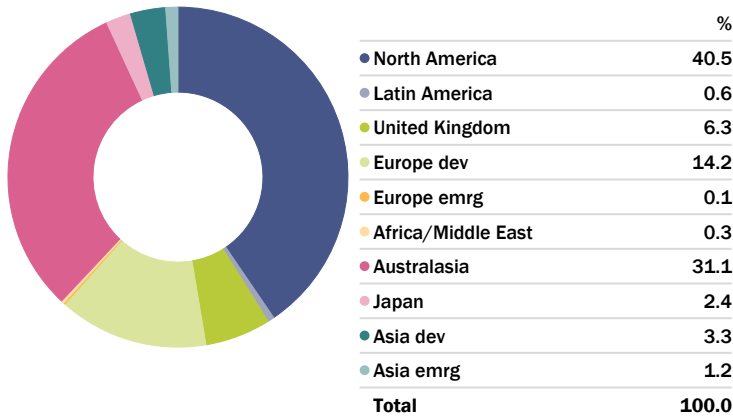
*Fees disclosed are indicative only. Please note that the fees do not include GST (where applicable), platform administration fees, and transactions costs. Please refer to the relevant PDS for full details of fees. Investment performance calculated from Model Portfolio's inception date of 1st October 2025. Portfolio performance is after investment manager fees and performance fees and before portfolio management, administration and platform fees. The Morningstar AUS Moderate Target Allocation Index has 30% of its investments in growth assets and is compiled by Morningstar Inc. These figures represent historical performance only. Past performance should not be taken as an indication of future performance. Excess returns may differ due to rounding.

This Fact Sheet has been prepared by Salita Portfolio Services for general information purposes only. It does not take into account any investor's personal objectives, financial situation, or needs. Investors should review the relevant Product Disclosure Statement (PDS) and seek professional financial advice before making any investment decisions. This information has been prepared in good faith; however, we accept no liability for any errors or omissions.



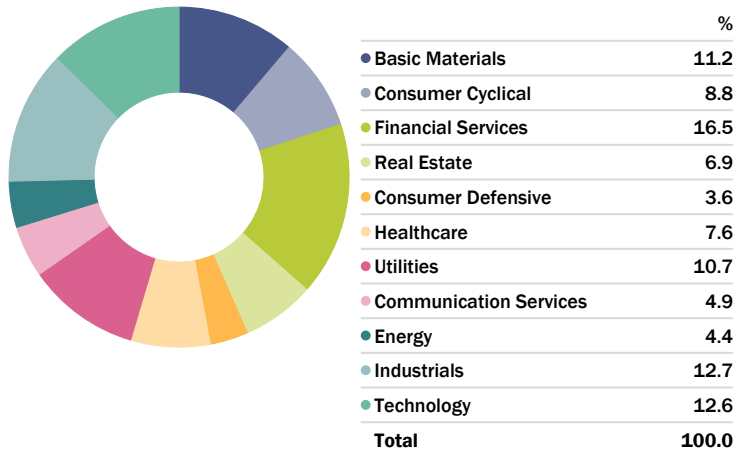
Equity Regional Exposure

Portfolio Date: 31/01/2026



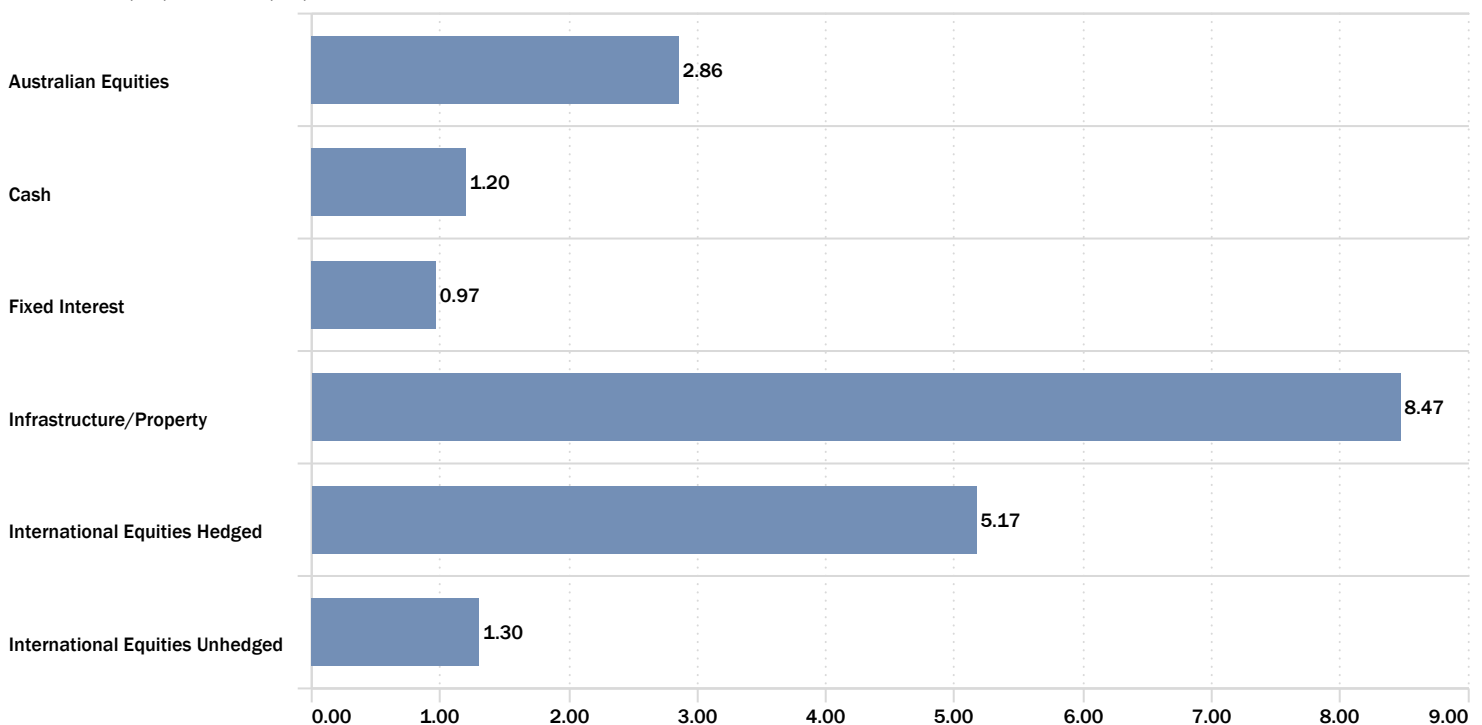
Equity Sectors (Morningstar)

Portfolio Date: 31/01/2026



Portfolio Asset Class Return

Time Period: 1/10/2025 to 31/01/2026



This Fact Sheet has been prepared by Salita Portfolio Services for general information purposes only. It does not take into account any investor's personal objectives, financial situation, or needs. Investors should review the relevant Product Disclosure Statement (PDS) and seek professional financial advice before making any investment decisions. This information has been prepared in good faith; however, we accept no liability for any errors or omissions.



Portfolio Position

Portfolio Date: 31/01/2026

	Portfolio Weighting %	1 Mth (%)	2 Mths (%)	3 Mths (%)
Fixed Interest	54.58	—	—	—
Schroder Absolute Return Income Fund -WC	17.98	0.69	1.10	1.35
Western Asset Aus Bd A	13.64	0.27	-0.34	-1.28
Daintree High Income Trust AUD Unit CI	11.98	0.48	1.11	1.31
PIMCO Global Bond W	10.99	0.33	0.26	0.52
Cash	14.92	—	—	—
UBS Cash Fund	12.93	0.30	0.62	0.90
Platform Cash	1.99	0.31	0.62	0.92
International Equities Unhedged	11.95	—	—	—
Life Cycle Concentrated Global Share A	6.86	-4.68	-4.11	-3.42
RQI Global Value-Class A	5.09	-0.40	-0.11	2.00
Australian Equities	10.11	—	—	—
Chester High Conviction	5.16	2.29	3.19	4.15
iShares Core S&P/ASX 200 ETF	4.96	1.77	3.16	0.41
Infrastructure/Property	5.33	—	—	—
Lazard Global Listed Infrastructure	5.33	3.04	2.32	5.34
International Equities Hedged	3.10	—	—	—
iShares Hedged International Equity Idx	3.10	1.66	2.17	2.49

Portfolio Changes

There were no changes to the portfolio during January 2026.

This Fact Sheet has been prepared by Salita Portfolio Services for general information purposes only. It does not take into account any investor's personal objectives, financial situation, or needs. Investors should review the relevant Product Disclosure Statement (PDS) and seek professional financial advice before making any investment decisions. This information has been prepared in good faith; however, we accept no liability for any errors or omissions.

Salita Portfolio Services Pty Ltd | ABN 39 609 946 616
Aurora Place, Level 6, 88 Phillip Street, Sydney NSW 2000 | salitaportfolioservices.com.au

Source: Morningstar Direct