salita PORTFOLIO SERVICES

SALITA G100 PORTFOLIO
(CFS FC SUPER AND PENSION)

Key Information	
Date of the Fact Sheet	28 February 2026
Inception Date	22 November 2025
Asset Class	Diversified
Benchmark	Morningstar AUS Aggressive Tgt Alloc NR AUD
Number of Underlying Holdings	12
Platform Availabilties & Minimum Investment Amount	CFS FC WS Super - No minimum CFS FC WS Pension - $20,000
Minimum Investment Timeframe	10 Years
Ongoing costs to clients*	0.61% p.a.

Investment Objectives

The Salita CFS FC G100 Portfolio aims to achieve a return in excess of CPI + 3.75% p.a. over a rolling 10-year period, after fees. The portfolio is actively managed within allowable ranges and contains exposure to approximately 2% defensive assets and 98% growth assets.

About the manager

Salita Portfolio Services Pty Ltd (Salita) is a wholly owned subsidiary of Entireti Limited, and a Corporate Authorised Representative of Personal Financial Services ABN 26 098 725 145, AFSL 234459 ("Licensee"). Salita conducts professional investment research and investment management services including constructing and managing portfolios and/or investment strategies for model portfolios, managed accounts/ separately managed accounts (SMA) or other similar constructs.

Trailing Returns

As of Date: 28/02/2026

	1 Mth (%)	2 Mths (%)	3 Mths (%)
Salita CFS FC G100	2.42	3.25	3.29
Morningstar AUS Agg Tgt Alloc NR AUD	1.87	2.33	2.75
Excess Return	0.55	0.92	0.54

Asset Allocation

Portfolio Date: 28/02/2026

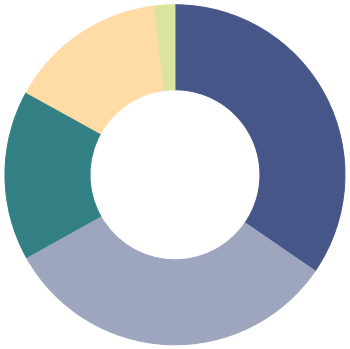

	%
International Equities Unhedged	34.6
Australian Equities	32.4
Infrastructure/Property	16.1
International Equities Hedged	15.0
Cash	1.9
Total	**100.0**

Investment Growth

Time Period: 30/11/2025 to 28/02/2026

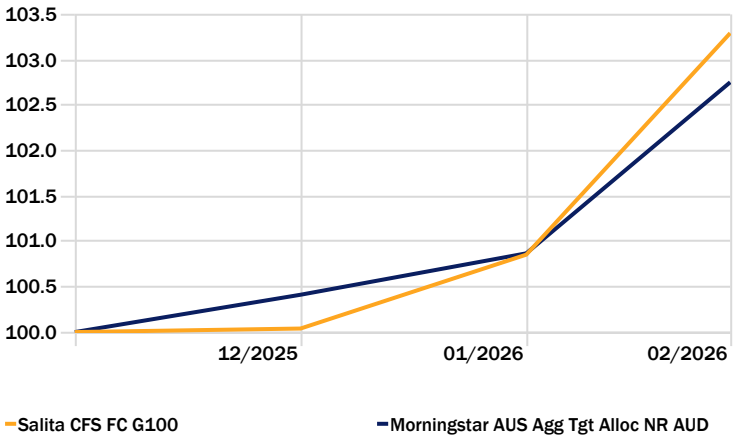

*Fees disclosed are indicative only. Please note that the fees do not include 0.20% platform adminstration fee, GST (where applicable), performance fees (where applicable), and transaction costs. Please refer to the relevant PDS for full details of fees. Portfolio performance is after investment manager fees and performance fees and before portfolio management, administration and platform fees. The Morningstar AUS Aggressive Target Allocation Index has 90% of its investments in growth assets and is compiled by Morningstar Inc. These figures represent historical performance only. Past performance should not be taken as an indication of future performance. Excess returns may differ due to rounding.

This Fact Sheet has been prepared by Salita Portfolio Services for general information purposes only. It does not take into account any investor's personal objectives, financial situation, or needs. Investors should review the relevant Product Disclosure Statement (PDS) and seek professional financial advice before making any investment decisions. This information has been prepared in good faith; however, we accept no liability for any errors or omissions.

Salita Portfolio Services Pty Ltd | ABN 39 609 946 616
Aurora Place, Level 6, 88 Phillip Street, Sydney NSW 2000 | salitaportfolioservices.com.au

salita PORTFOLIO SERVICES

Source: Morningstar Direct

SALITA G100 PORTFOLIO
(CFS FC SUPER AND PENSION)

Equity Regional Exposure

Portfolio Date: 28/02/2026

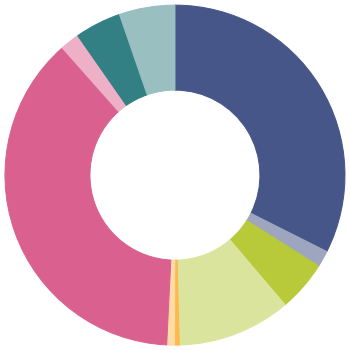

	%
North America	32.4
Latin America	1.6
United Kingdom	4.8
Europe dev	10.8
Europe emrg	0.4
Africa/Middle East	0.7
Australasia	37.7
Japan	1.8
Asia dev	4.4
Asia emrg	5.3
Total	**100.0**

Equity Sector (Morningstar)

Portfolio Date: 28/02/2026

	%
Basic Materials	11.8
Consumer Cyclical	7.0
Financial Services	21.5
Real Estate	9.4
Consumer Defensive	3.2
Healthcare	5.3
Utilities	9.3
Communication Services	5.2
Energy	4.2
Industrials	11.4
Technology	11.5
Total	**100.0**

Portfolio Asset Class Return

Time Period: 30/11/2025 to 28/02/2026

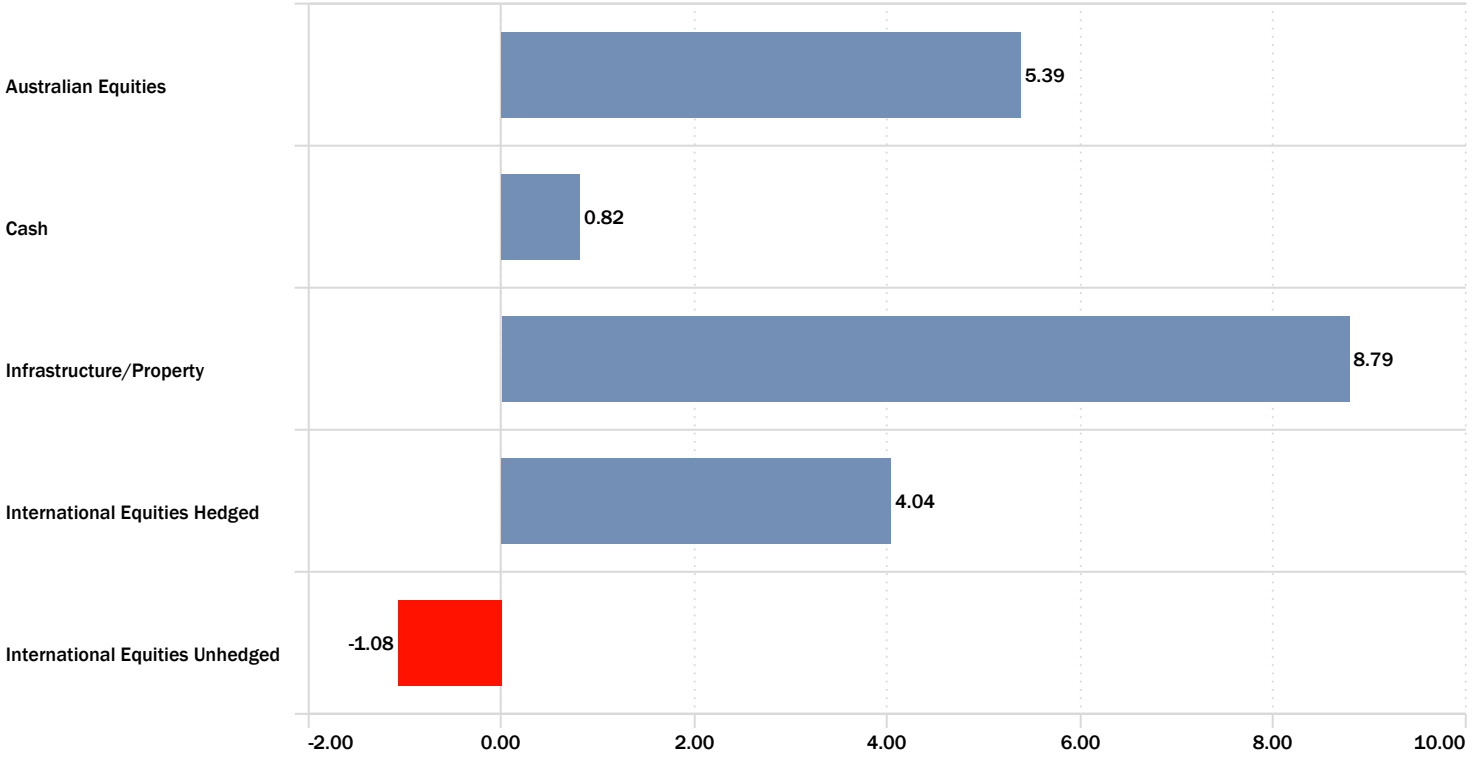

This Fact Sheet has been prepared by Salita Portfolio Services for general information purposes only. It does not take into account any investor's personal objectives, financial situation, or needs. Investors should review the relevant Product Disclosure Statement (PDS) and seek professional financial advice before making any investment decisions. This information has been prepared in good faith; however, we accept no liability for any errors or omissions.

Salita Portfolio Services Pty Ltd | ABN 39 609 946 616
Aurora Place, Level 6, 88 Phillip Street, Sydney NSW 2000 | salitaportfolioservices.com.au

Source: Morningstar Direct

salita PORTFOLIO SERVICES

SALITA G100 PORTFOLIO
(CFS FC SUPER AND PENSION)

Portfolio Position

Portfolio Date: 28/02/2026

	Portfolio Weighting %	1 Mth (%)	2 Mths (%)	3 Mths (%)
International Equities Unhedged	**34.57**	—	—	—
Ironbark Brown Advisory Global Share	11.82	-1.40	-6.11	-7.21
RQI Global Share Value	10.79	1.66	1.28	1.62
CFS Global Share Index	6.62	-0.45	-2.28	-2.89
RQI Emerging Market Value	5.33	4.84	10.11	11.84
Australian Equities	**32.35**	—	—	—
RQI Australian Value	9.28	4.71	6.49	8.53
Ausbil Australian Active Equity	9.21	3.42	5.66	7.29
CFS Australia Share Index	8.13	3.49	4.99	6.45
Pendal Smaller Companies	5.73	-2.51	-1.46	-3.38
Infrastructure/Property	**16.12**	—	—	—
ClearBridge RARE Infra Value	10.80	7.68	11.53	9.38
Resolution Capital Global Property Securities	5.32	6.75	9.85	7.62
International Equities Hedged	**15.01**	—	—	—
CFS Global Share Index (Hedged)	15.01	1.19	3.34	4.04
Cash	**1.95**	—	—	—
First Sentier Strategic Cash	1.95	0.26	0.54	0.82

Portfolio Changes

There were no changes to the portfolio during February 2026.

This Fact Sheet has been prepared by Salita Portfolio Services for general information purposes only. It does not take into account any investor's personal objectives, financial situation, or needs. Investors should review the relevant Product Disclosure Statement (PDS) and seek professional financial advice before making any investment decisions. This information has been prepared in good faith; however, we accept no liability for any errors or omissions.

Salita Portfolio Services Pty Ltd | ABN 39 609 946 616
Aurora Place, Level 6, 88 Phillip Street, Sydney NSW 2000 | salitaportfolioservices.com.au

salita PORTFOLIO SERVICES

Source: Morningstar Direct