salita PORTFOLIO SERVICES

SALITA G85 PORTFOLIO
(CFS FC INVESTMENTS, SUPER AND PENSION)

Key Information	
Date of the Fact Sheet	28 February 2026
Inception Date	22 November 2025
Asset Class	Diversified
Benchmark	Morningstar AUS Aggressive Tgt Alloc NR AUD
Number of Underlying Holdings	14
Platform Availabilties & Minimum Investment Amount	CFS FC WS Super - No minimum CFS FC WS Pension - $20,000 CFS FC WS Investment - $1,000
Minimum Investment Timeframe	9 Years
Ongoing costs to clients	CFS FC WS Super | Pension 0.60%* p.a. CFS FC WS Investment 0.87% p.a.

Investment Objectives

The Salita CFS FC G85 Portfolio aims to achieve a return in excess of CPI + 3.25% p.a. over a rolling 9-year period, after fees. The portfolio is actively managed within allowable ranges and contains exposure to approximately 15% defensive assets and 85% growth assets.

About the manager

Salita Portfolio Services Pty Ltd (Salita) is a wholly owned subsidiary of Entireti Limited, and a Corporate Authorised Representative of Personal Financial Services ABN 26 098 725 145, AFSL 234459 ("Licensee"). Salita conducts professional investment research and investment management services including constructing and managing portfolios and/or investment strategies for model portfolios, managed accounts/ separately managed accounts (SMA) or other similar constructs.

Trailing Returns

As of Date: 28/02/2026

	1 Mth (%)	2 Mths (%)	3 Mths (%)
Salita CFS FC G85	2.21	2.90	2.88
Morningstar AUS Agg Tgt Alloc NR AUD	1.87	2.33	2.75
Excess Return	0.34	0.57	0.13

Asset Allocation

Portfolio Date: 28/02/2026

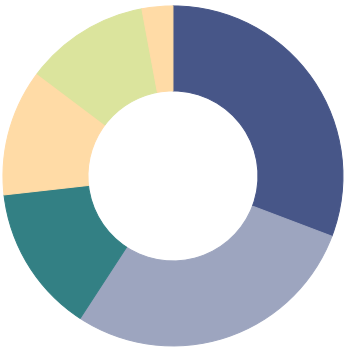

	%
International Equities Unhedged	30.8
Australian Equities	28.4
Infrastructure/Property	14.0
International Equities Hedged	12.1
Fixed Interest	11.8
Cash	2.9
Total	**100.0**

Investment Growth

Time Period: 30/11/2025 to 28/02/2026

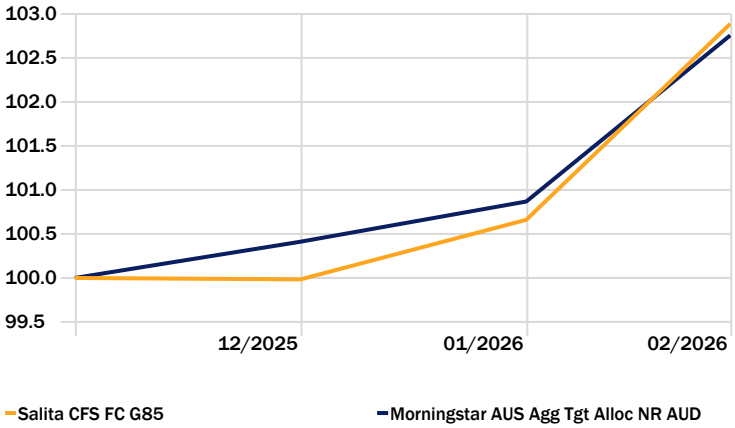

*Fees disclosed are indicative only. Please note that the fees do not include 0.20% platform administration fee for super and pension accounts, GST (where applicable), performance fees (where aplicable) and transactions costs. Please refer to the relevant PDS for full details of fees. Portfolio performance is after investment manager fees and performance fees and before portfolio management, administration and platform fees. The Morningstar AUS Aggressive Target Allocation Index has 90% of its investments in growth assets and is compiled by Morningstar Inc. These figures represent historical performance only. Past performance should not be taken as an indication of future performance. Excess returns may differ due to rounding.

This Fact Sheet has been prepared by Salita Portfolio Services for general information purposes only. It does not take into account any investor's personal objectives, financial situation, or needs. Investors should review the relevant Product Disclosure Statement (PDS) and seek professional financial advice before making any investment decisions. This information has been prepared in good faith; however, we accept no liability for any errors or omissions.

Salita Portfolio Services Pty Ltd | ABN 39 609 946 616
Aurora Place, Level 6, 88 Phillip Street, Sydney NSW 2000 | salitaportfolioservices.com.au

salita PORTFOLIO SERVICES

Source: Morningstar Direct

SALITA G85 PORTFOLIO
(CFS FC INVESTMENTS, SUPER AND PENSION)

salita PORTFOLIO SERVICES

Equity Regional Exposure

Portfolio Date: 28/02/2026

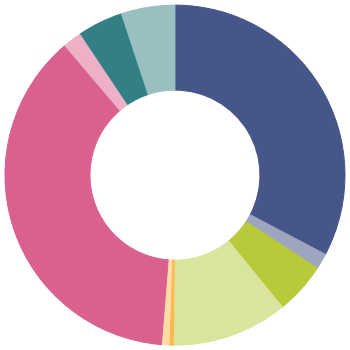

	%
North America	32.7
Latin America	1.5
United Kingdom	4.9
Europe dev	11.0
Europe emrg	0.4
Africa/Middle East	0.7
Australasia	37.5
Japan	1.8
Asia dev	4.3
Asia emrg	5.1
Total	**100.0**

Equity Sectors (Morningstar)

Portfolio Date: 28/02/2026

	%
Basic Materials	11.8
Consumer Cyclical	6.9
Financial Services	21.7
Real Estate	8.9
Consumer Defensive	3.2
Healthcare	5.4
Utilities	9.5
Communication Services	5.2
Energy	4.2
Industrials	11.6
Technology	11.6
Total	**100.0**

Portfolio Asset Class Return

Time Period: 30/11/2025 to 28/02/2026

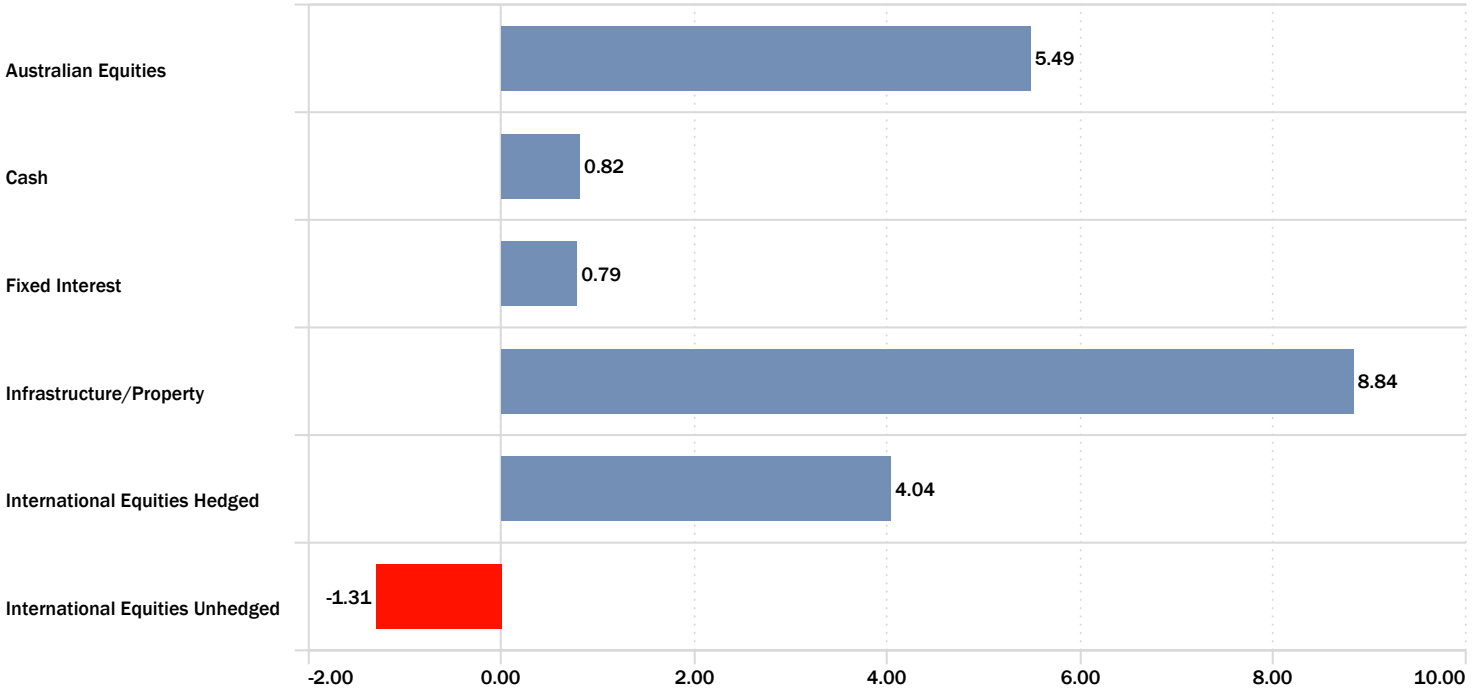

This Fact Sheet has been prepared by Salita Portfolio Services for general information purposes only. It does not take into account any investor's personal objectives, financial situation, or needs. Investors should review the relevant Product Disclosure Statement (PDS) and seek professional financial advice before making any investment decisions. This information has been prepared in good faith; however, we accept no liability for any errors or omissions.

Salita Portfolio Services Pty Ltd | ABN 39 609 946 616
Aurora Place, Level 6, 88 Phillip Street, Sydney NSW 2000 | salitaportfolioservices.com.au

salita PORTFOLIO SERVICES

Source: Morningstar Direct

salita PORTFOLIO SERVICES

SALITA G85 PORTFOLIO
(CFS FC INVESTMENTS, SUPER AND PENSION)

Portfolio Position

Portfolio Date: 28/02/2026

	Portfolio Weighting %	1 Mth (%)	2 Mths (%)	3 Mths (%)
International Equities Unhedged	**30.77**	—	—	—
Ironbark Brown Advisory Global Share	10.95	-1.40	-6.11	-7.21
RQI Global Share Value	9.84	1.66	1.28	1.62
CFS Global Share Index	5.70	-0.45	-2.28	-2.89
RQI Emerging Market Value	4.28	4.84	10.11	11.84
Australian Equities	**28.42**	—	—	—
RQI Australian Value	8.28	4.71	6.49	8.53
Ausbil Australian Active Equity	8.21	3.42	5.66	7.29
CFS Australia Share Index	7.14	3.49	4.99	6.45
Pendal Smaller Companies	4.79	-2.51	-1.46	-3.38
Infrastructure/Property	**14.02**	—	—	—
ClearBridge RARE Infra Value	9.75	7.68	11.53	9.38
Resolution Capital Global Property Securities	4.27	6.75	9.85	7.62
International Equities Hedged	**12.05**	—	—	—
CFS Global Share Index (Hedged)	12.05	1.19	3.34	4.04
Fixed Interest	**11.80**	—	—	—
Western Asset Australian Bond	6.87	0.75	0.98	0.37
PIMCO Global Bond	4.93	1.14	1.46	1.38
Cash	**2.93**	—	—	—
First Sentier Strategic Cash	2.93	0.26	0.54	0.82

Portfolio Changes

There were no changes to the portfolio during February 2026.

This Fact Sheet has been prepared by Salita Portfolio Services for general information purposes only. It does not take into account any investor's personal objectives, financial situation, or needs. Investors should review the relevant Product Disclosure Statement (PDS) and seek professional financial advice before making any investment decisions. This information has been prepared in good faith; however, we accept no liability for any errors or omissions.

Salita Portfolio Services Pty Ltd | ABN 39 609 946 616
Aurora Place, Level 6, 88 Phillip Street, Sydney NSW 2000 | salitaportfolioservices.com.au

salita PORTFOLIO SERVICES

Source: Morningstar Direct