SALITA G30 PORTFOLIO

salita PORTFOLIO SERVICES

Key Information

Date of the Fact Sheet	28 February 2026
Inception Date	1 October 2025
Asset Class	Diversified
Benchmark	Morningstar AUS Moderate Tgt Alloc NR AUD
Number of Holdings	12
Minimum Investment Amount	$25,000
Minimum Investment Timeframe	3 Years
Ongoing costs to clients*	0.62% p.a.
Platform availabilities	BT Panorama | Hub24 | Netwealth | North | Expand | CFS Edge | Macquarie Wrap

Investment Objectives

The Salita G30 Portfolio aims to achieve a return in excess of CPI + 0.75% p.a. over a rolling 3-year period, after fees. The portfolio is actively managed within allowable ranges and contains exposure to approximately 70% defensive assets and 30% growth assets.

About the manager

Salita Portfolio Services Pty Ltd (Salita) is a wholly owned subsidiary of Entireti Limited, and a Corporate Authorised Representative of Personal Financial Services ABN 26 098 725 145, AFSL 234459 ("Licensee"). Salita conducts professional investment research and investment management services including constructing and managing portfolios and/or investment strategies for model portfolios, managed accounts/ separately managed accounts (SMA) or other similar constructs.

Trailing Returns

As of Date: 28/02/2026

	1 Mth (%)	2 Mths (%)	3 Mths (%)	4 Mths (%)	5 Mths (%)
Salita G30	0.99	1.35	1.60	1.85	2.75
Morningstar AUS Mod Tgt Alloc NR AUD	1.19	1.49	1.41	0.87	1.73
Excess Return	-0.20	-0.14	0.20	0.98	1.02

Asset Allocation

Portfolio Date: 28/02/2026

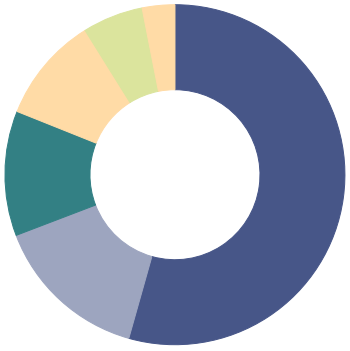

	%
Fixed Interest	54.4
Cash	14.8
International Equities Unhedged	11.9
Australian Equities	10.1
Infrastructure/Property	5.8
International Equities Hedged	3.1
Total	**100.0**

Investment Growth

Time Period: 1/10/2025 to 28/02/2026

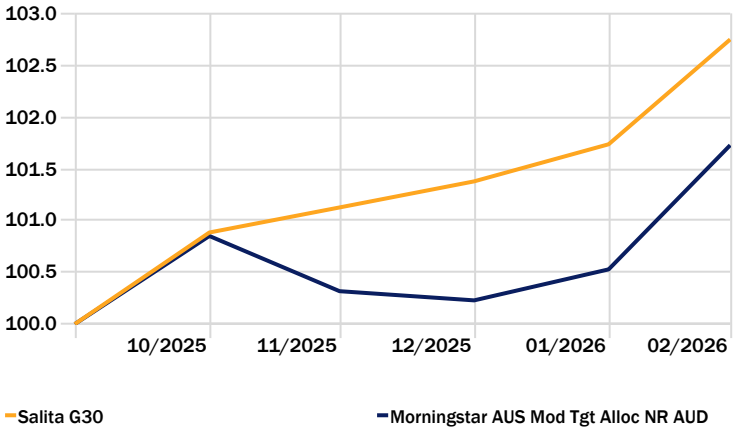

*Fees disclosed are indicative only. Please note that the fees do not include GST (where applicable), platform administration fees, and transactions costs. Please refer to the relevant PDS for full details of fees. Investment performance calculated from Model Portfolio's inception date of 1st October 2025. Portfolio performance is after investment manager fees and performance fees and before portfolio management, administration and platform fees. The Morningstar AUS Moderate Target Allocation Index has 30% of its investments in growth assets and is compiled by Morningstar Inc. These figures represent historical performance only. Past performance should not be taken as an indication of future performance. Excess returns may differ due to rounding.

This Fact Sheet has been prepared by Salita Portfolio Services for general information purposes only. It does not take into account any investor's personal objectives, financial situation, or needs. Investors should review the relevant Product Disclosure Statement (PDS) and seek professional financial advice before making any investment decisions. This information has been prepared in good faith; however, we accept no liability for any errors or omissions.

Salita Portfolio Services Pty Ltd | ABN 39 609 946 616
Aurora Place, Level 6, 88 Phillip Street, Sydney NSW 2000 | salitaportfolioservices.com.au

salita PORTFOLIO SERVICES

Source: Morningstar Direct

SALITA G30 PORTFOLIO

Equity Regional Exposure

Portfolio Date: 28/02/2026

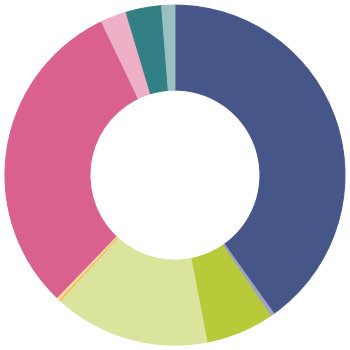

	%
North America	40.1
Latin America	0.4
United Kingdom	6.5
Europe dev	14.8
Europe emrg	0.1
Africa/Middle East	0.3
Australasia	30.7
Japan	2.5
Asia dev	3.4
Asia emrg	1.3
Total	**100.0**

Equity Sectors (Morningstar)

Portfolio Date: 28/02/2026

	%
Basic Materials	11.6
Consumer Cyclical	8.1
Financial Services	17.0
Real Estate	6.6
Consumer Defensive	3.6
Healthcare	7.4
Utilities	11.3
Communication Services	5.0
Energy	4.4
Industrials	13.2
Technology	11.9
Total	**100.0**

Portfolio Asset Class Return

Time Period: 1/10/2025 to 28/02/2026

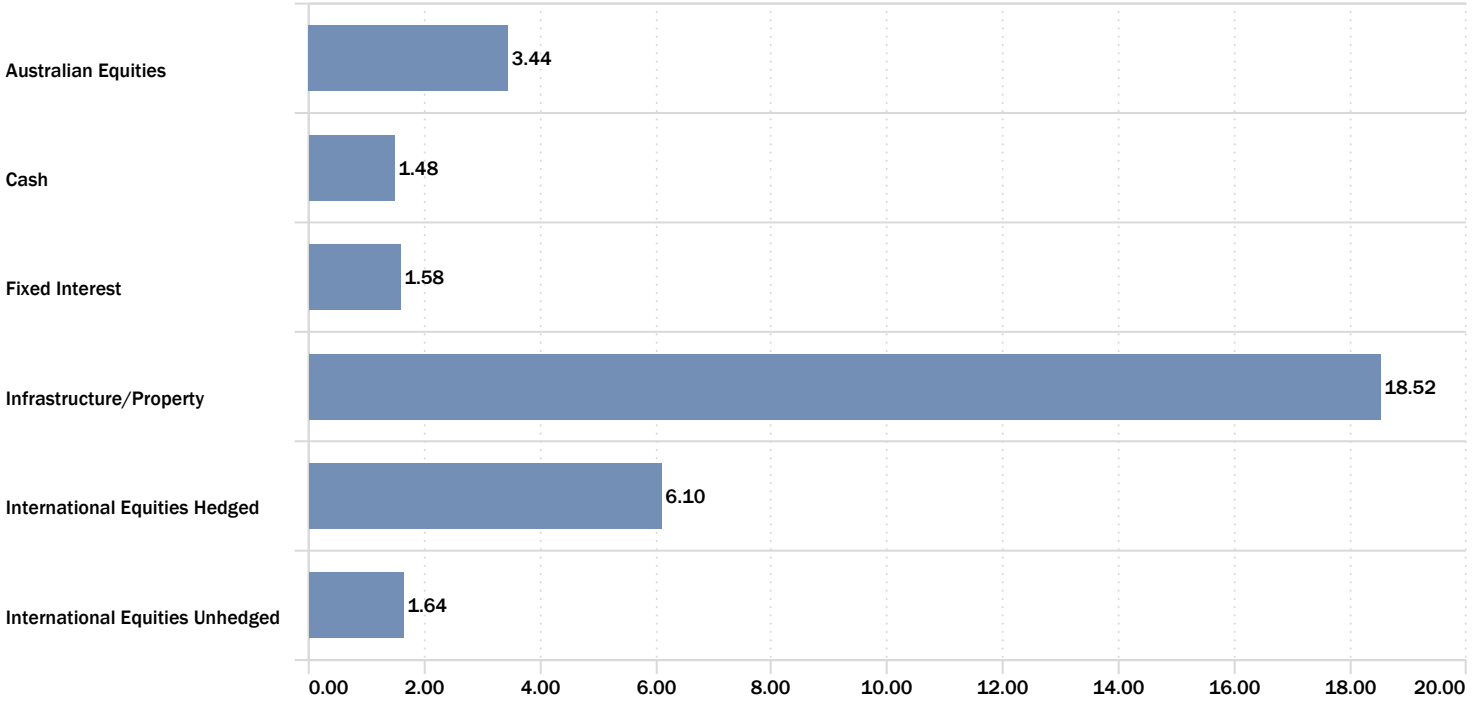

This Fact Sheet has been prepared by Salita Portfolio Services for general information purposes only. It does not take into account any investor's personal objectives, financial situation, or needs. Investors should review the relevant Product Disclosure Statement (PDS) and seek professional financial advice before making any investment decisions. This information has been prepared in good faith; however, we accept no liability for any errors or omissions.

Salita Portfolio Services Pty Ltd | ABN 39 609 946 616
Aurora Place, Level 6, 88 Phillip Street, Sydney NSW 2000 | salitaportfolioservices.com.au

Source: Morningstar Direct

salita PORTFOLIO SERVICES

SALITA G30 PORTFOLIO

Portfolio Position

Portfolio Date: 28/02/2026

	Portfolio Weighting %	1 Mth (%)	2 Mths (%)	3 Mths (%)
Fixed Interest	**54.38**	—	—	—
Schroder Absolute Return Income Fund -WC	17.85	0.27	0.97	1.37
Western Asset Aus Bd A	13.62	0.87	1.14	0.53
Daintree High Income Trust AUD Unit Cl	11.89	0.21	0.69	1.32
PIMCO Global Bond W	11.02	1.29	1.62	1.55
Cash	**14.82**	—	—	—
UBS Cash Fund	12.84	0.28	0.58	0.90
Platform Cash	1.98	0.30	0.61	0.92
International Equities Unhedged	**11.87**	—	—	—
Life Cycle Concentrated Global Share A	6.73	-0.82	-5.46	-4.90
RQI Global Value-Class A	5.14	1.90	1.49	1.78
Australian Equities	**10.07**	—	—	—
iShares Core S&P/ASX 200 ETF	5.11	4.10	5.95	7.39
Chester High Conviction	4.96	-2.83	-0.60	0.27
Infrastructure/Property	**5.77**	—	—	—
Lazard Global Listed Infrastructure	5.77	9.27	12.59	11.81
International Equities Hedged	**3.10**	—	—	—
iShares Hedged International Equity Idx	3.10	0.88	2.56	3.07

Portfolio Changes

There were no changes to the portfolio during February 2026.

This Fact Sheet has been prepared by Salita Portfolio Services for general information purposes only. It does not take into account any investor's personal objectives, financial situation, or needs. Investors should review the relevant Product Disclosure Statement (PDS) and seek professional financial advice before making any investment decisions. This information has been prepared in good faith; however, we accept no liability for any errors or omissions.

Salita Portfolio Services Pty Ltd | ABN 39 609 946 616
Aurora Place, Level 6, 88 Phillip Street, Sydney NSW 2000 | salitaportfolioservices.com.au

salita PORTFOLIO SERVICES

Source: Morningstar Direct