



Key Information

Date of the Fact Sheet	31 March 2026
Inception Date	10 December 2025
Asset Class	Diversified
Benchmark	Morningstar AUS Moderate Tgt Alloc NR AUD
Number of Holdings	13
Minimum Investment Amount	\$25,000
Minimum Investment Timeframe	3 Years
Ongoing costs to clients*	0.58% p.a.
Platform availabilities	Macquarie Wrap

Investment Objectives

The Salita G30 Retiree Portfolio aims to achieve a return in excess of CPI + 0.75% p.a. over a rolling 3-year period, after fees. The portfolio is actively managed within allowable ranges and contains exposure to approximately 70% defensive assets and 30% growth assets.

About the manager

Salita Portfolio Services Pty Ltd (Salita) is a wholly owned subsidiary of Entireti Limited, and a Corporate Authorised Representative of Personal Financial Services ABN 26 098 725 145, AFSL 234459 ("Licensee"). Salita conducts professional investment research and investment management services including constructing and managing portfolios and/or investment strategies for model portfolios, managed accounts/ separately managed accounts (SMA) or other similar constructs.

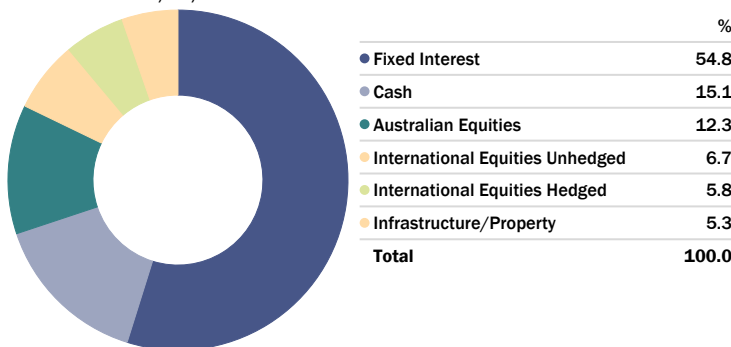
Trailing Returns

As of Date: 31/03/2026

	1 Mth (%)	2 Mths (%)	3 Mths (%)	Since Inception (%)
Salita G30 Retiree Macquarie Wrap	-2.14	-0.52	0.14	0.14
Morningstar AUS Mod Tgt Alloc NR AUD	-2.66	-1.50	-1.21	-1.21
Excess Return	0.52	0.99	1.35	1.35

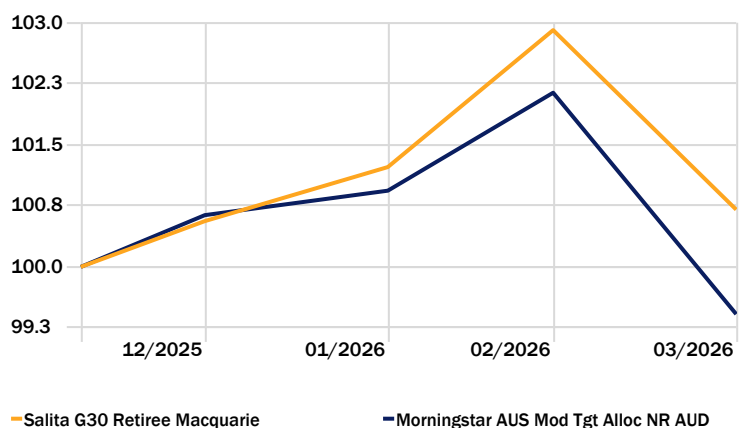
Asset Allocation

Portfolio Date: 31/03/2026



Investment Growth

Time Period: 10/12/2025 to 31/03/2026



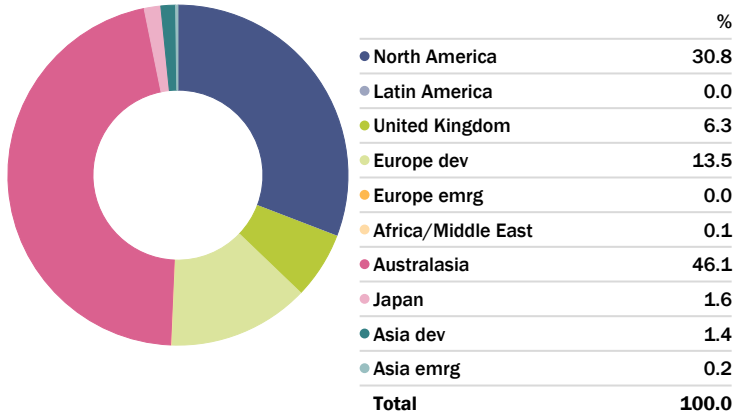
*Fees disclosed are indicative only. Please note that the fees do not include GST (where applicable), platform administration fees, and transactions costs. Please refer to the relevant PDS for full details of fees. Investment performance calculated from Model Portfolio's inception date of 1st October 2025. Portfolio performance is after investment manager fees and performance fees and before portfolio management, administration and platform fees. The Morningstar AUS Moderate Target Allocation Index has 30% of its investments in growth assets and is compiled by Morningstar Inc. These figures represent historical performance only. Past performance should not be taken as an indication of future performance. Excess returns may differ due to rounding.

This Fact Sheet has been prepared by Salita Portfolio Services for general information purposes only. It does not take into account any investor's personal objectives, financial situation, or needs. Investors should review the relevant Product Disclosure Statement (PDS) and seek professional financial advice before making any investment decisions. This information has been prepared in good faith; however, we accept no liability for any errors or omissions.



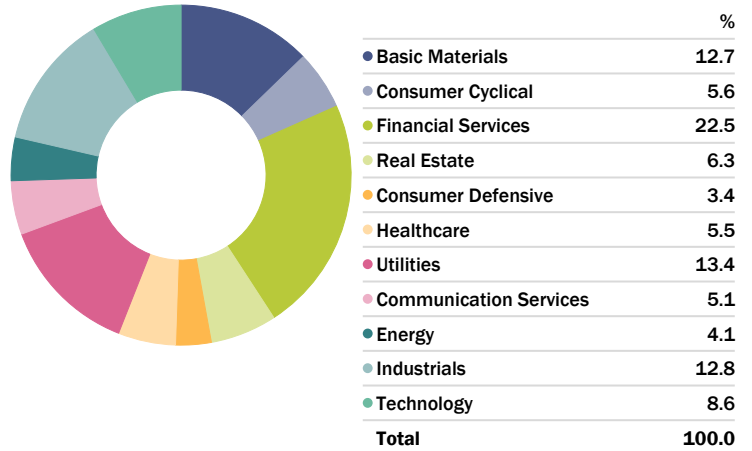
Equity Regional Exposure

Portfolio Date: 31/03/2026



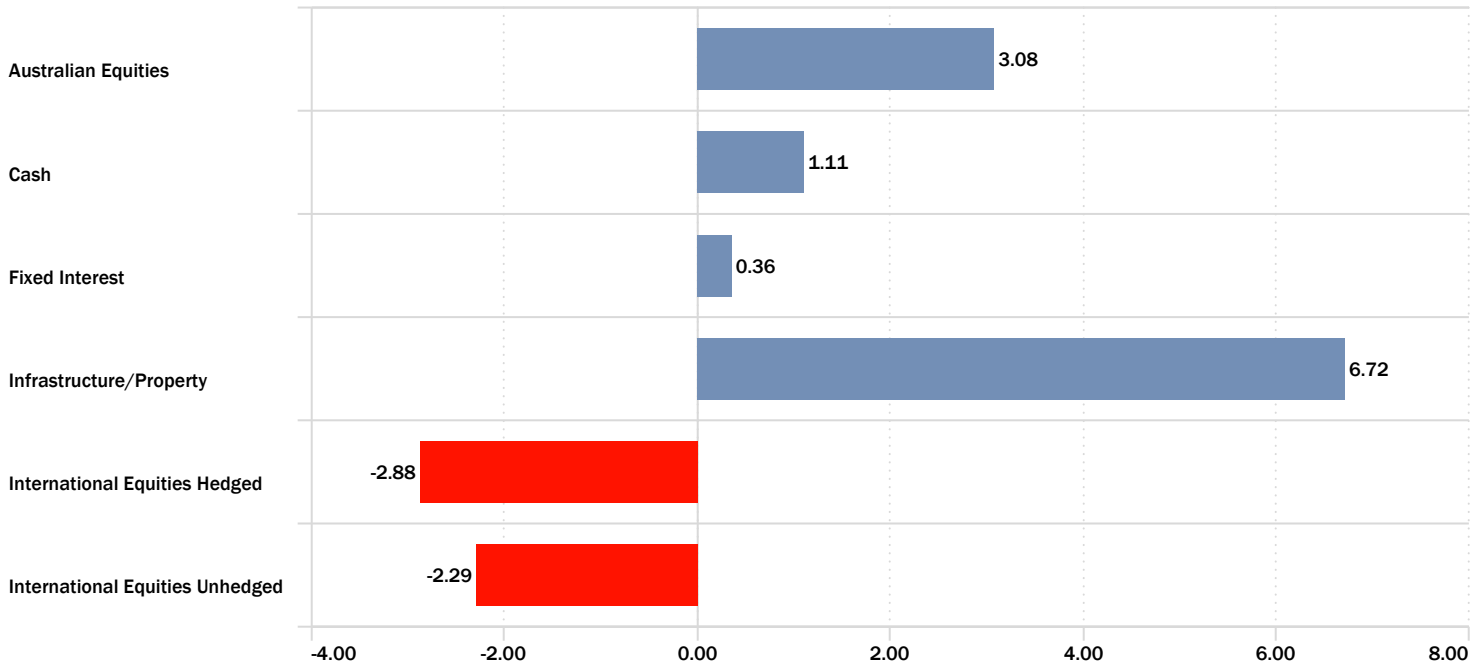
Equity Sectors (Morningstar)

Portfolio Date: 31/03/2026



Portfolio Asset Class Return

Time Period: 10/12/2025 to 31/03/2026



This Fact Sheet has been prepared by Salita Portfolio Services for general information purposes only. It does not take into account any investor's personal objectives, financial situation, or needs. Investors should review the relevant Product Disclosure Statement (PDS) and seek professional financial advice before making any investment decisions. This information has been prepared in good faith; however, we accept no liability for any errors or omissions.



Portfolio Position

Portfolio Date: 31/03/2026

	Portfolio Weighting %	1 Mth (%)	2 Mths (%)	3 Mths (%)
Fixed Interest	54.83	—	—	—
Schroder Absolute Return Income Fund -WC	18.07	-0.20	0.07	0.77
Western Asset Aus Bd A	13.93	-1.56	-0.71	-0.44
Daintree High Income Trust AUD Unit CI	12.02	-0.28	-0.07	0.41
PIMCO Global Bond W	10.81	-3.13	-1.88	-1.56
Cash	15.06	—	—	—
UBS Cash Fund	13.05	0.31	0.58	0.88
Platform Cash	2.01	0.34	0.64	0.95
Australian Equities	12.28	—	—	—
Vanguard Australian Shares High Yld ETF	4.24	-3.11	3.98	5.59
Ausbil Active Dividend Income	4.06	-7.39	-2.54	-0.31
iShares Core S&P/ASX 200 ETF	3.98	-7.15	-3.35	-1.63
International Equities Unhedged	6.74	—	—	—
iShares International Equity Index	3.71	-2.50	-3.56	-6.21
Epoch Gbl Eq Shldr Yld Fd Uhg	3.03	-1.20	2.66	1.96
International Equities Hedged	5.76	—	—	—
iShares Hedged International Equity Idx	5.76	-5.76	-4.93	-3.35
Infrastructure/Property	5.33	—	—	—
Lazard Global Listed Infrastructure	5.33	-6.12	2.58	5.70

Portfolio Changes

There were no changes to the portfolio during March 2026.

This Fact Sheet has been prepared by Salita Portfolio Services for general information purposes only. It does not take into account any investor's personal objectives, financial situation, or needs. Investors should review the relevant Product Disclosure Statement (PDS) and seek professional financial advice before making any investment decisions. This information has been prepared in good faith; however, we accept no liability for any errors or omissions.

Salita Portfolio Services Pty Ltd | ABN 39 609 946 616
Aurora Place, Level 6, 88 Phillip Street, Sydney NSW 2000 | salitaportfolioservices.com.au

Source: Morningstar Direct



Market Commentary (31 March 2026)

March Quarter Overview

The March 2026 quarter marked a decisive shift in market dynamics. Optimism from 2025, centred on easing inflation, anticipated global rate cuts and AI-led earnings growth gave way to a geopolitically driven inflation shock following the escalation of the Middle East conflict in late February.

Severe disruption to shipping through the Strait of Hormuz, which normally facilitates around 20% of global oil and LNG flows, triggered the largest oil supply disruption in modern history. Brent crude prices surged from approximately US\$60 per barrel at the start of the year to over US\$115 per barrel by late March, delivering a stagflationary shock for energy-importing economies. Inflation expectations were rapidly repriced, anticipated central bank easing was delayed, and markets rotated away from growth assets toward value, energy and real assets. Commodities were a mixed bag with oil and aluminium higher, whilst copper and gold declined. Global equities and bonds both declined.

Global central banks responded cautiously by holding policy settings steady. In Australia, the RBA raised the cash rate twice during the quarter to 4.10%, with markets increasingly pricing a higher-for-longer policy stance and the potential for further tightening in 2026.

Global equities fell around 6% in AUD terms, with growth stocks materially underperforming value as rising bond yields drove de-rating in long-duration assets. Technology was the largest drag on returns, as mega-cap US stocks and software names sold off amid concerns about AI-related capital expenditure and business-model disruption. The S&P/ASX 200 fared relatively better, supported by energy and resources, while IT and healthcare were notable detractors.

Bond markets were volatile and finished broadly flat to slightly negative as rising oil prices pushed yields higher, particularly at the front end. Higher starting yields continued to provide income support. Australian bonds followed global peers lower, with spreads remaining relatively tight despite some late quarter widening.

Within real assets, global infrastructure proved resilient, while A-REITs had a particularly weak quarter as rate repricing dominated sentiment. Oil was the dominant commodity driver, while gold delivered modest positive returns but gave back gains late in the quarter as real yields and the US dollar rose.

This Fact Sheet has been prepared by Salita Portfolio Services authorised by ITL Financial Planning for general information purposes only. It does not take into account any investor's personal objectives, financial situation, or needs. Investors should review the relevant Product Disclosure Statement (PDS) and seek professional financial advice before making any investment decisions. This information has been prepared in good faith; however, we accept no liability for any errors or omissions.



Market Commentary (31 March 2026)

Views across the asset classes

Equities

On a relative basis we maintain our preference for international equities. Non-US opportunities continue to expand but the continued dominance of the AI thematic will mean the US equity market will still be the dominant force. Emerging markets continue to be attractive.

We continue to hold a neutral stance on Australian small caps, maintaining a small allocation in higher growth portfolios.

Fixed Interest

Credit spreads remain relatively tight, but our expectation is that they are more likely to widen to reflect higher energy costs and the resultant impact to corporate earnings and consumer spending. We have observed small increases in duration positioning from our more flexible managers as markets price in rate hikes. Overall, our duration position remains below benchmark duration. Credit quality across the portfolio is high reflecting tighter spreads to date.

Property and Infrastructure

A tilt towards global infrastructure continues to benefit portfolios. We retain a preference for global REITs over AREITs, albeit at a small allocation.

Alternatives

As previously mentioned we view the role of commodities primarily as a diversifier, providing risk-reduction benefits through low correlations to traditional asset classes rather than as a return-seeking allocation. We are somewhat sanguine about private assets noting concerns about private credit globally. Manager selection within private assets is the key.

Market Outlook and Portfolio Implications

A lot rides on what happens in the Middle East and the length and breadth of the resultant energy shock. The longer the energy shock, the higher the probability of recession and stagflation. Nevertheless, investors are adopting a “glass half full” approach to the current situation and “buying the dip” with the belief that a resolution to the Middle East conflict will ensue shortly. Any escalation in the conflict is likely to result in a re-pricing of risk.

A high conviction short term call across asset classes is difficult to make. Instead, we continue to focus on some of the medium to long-term thematic that are likely to play out across markets. To that end we are comfortable that our current asset allocation which exhibits diversification across asset classes, regions and sectors is the most appropriate course of action.

This Fact Sheet has been prepared by Salita Portfolio Services authorised by ITL Financial Planning for general information purposes only. It does not take into account any investor's personal objectives, financial situation, or needs. Investors should review the relevant Product Disclosure Statement (PDS) and seek professional financial advice before making any investment decisions. This information has been prepared in good faith; however, we accept no liability for any errors or omissions.



Portfolio Commentary (31 March 2026)

The Salita Macquarie G30 Retirement portfolio had a slightly positive quarter, outperformed the benchmark by 1.35%.

The escalation of the conflict in the Middle East during March had a significant impact on bond markets. Most bond indices had a negative quarter as yields with intra-week and intra-month volatility a feature. Pleasingly the more active and flexible strategies of Schroder Absolute Return and Daintree High Income had positive quarters with coupon receipts being a driver of return for Daintree. The more constrained core managers followed the broader indices with PIMCO Global Bond and Western Asset Australian Bond underperforming the market during the quarter.

The ASX 200 had a negative quarter dragged down by IT and Healthcare sectors with Energy being one of the few positive sectors. Ausbil Active Dividend Income outperformed the index with overweights in Materials and Consumer Staples adding value. Vanguard Australian Shares High Yield ETF had a strong quarter, eclipsing the broader ASX.

The hedged global equity index, whilst negative for the quarter, outperformed the unhedged global equity index as the AUD strengthened. Epoch Global Equity Shareholder Yield also outperformed the benchmark, with stock selection in IT (Samsung and Dell) and Consumer Discretionary adding value.

A rotation to defensive, yield oriented assets helped Lazard Global Listed Infrastructure post a strong quarter although underperforming its benchmark.

This Fact Sheet has been prepared by Salita Portfolio Services authorised by ITL Financial Planning for general information purposes only. It does not take into account any investor's personal objectives, financial situation, or needs. Investors should review the relevant Product Disclosure Statement (PDS) and seek professional financial advice before making any investment decisions. This information has been prepared in good faith; however, we accept no liability for any errors or omissions.