



**Key Information**

|                                     |   |
|-------------------------------------|---|
| <b>Date of the Fact Sheet</b>       | 30 April 2026                             |
| <b>Inception Date</b>               | 10 December 2025                          |
| <b>Asset Class</b>                  | Diversified                               |
| <b>Benchmark</b>                    | Morningstar AUS Moderate Tgt Alloc NR AUD |
| <b>Number of Holdings</b>           | 13  |
| <b>Minimum Investment Amount</b>    | \$25,000                                  |
| <b>Minimum Investment Timeframe</b> | 3 Years                                   |
| <b>Ongoing costs to clients*</b>    | 0.58% p.a.                                |
| <b>Platform availabilities</b>      | Macquarie Wrap                            |

**Investment Objectives**

The Salita G30 Retiree Portfolio aims to achieve a return in excess of CPI + 0.75% p.a. over a rolling 3-year period, after fees. The portfolio is actively managed within allowable ranges and contains exposure to approximately 70% defensive assets and 30% growth assets.

**About the manager**

Salita Portfolio Services Pty Ltd (Salita) is a wholly owned subsidiary of Entireti Limited, and a Corporate Authorised Representative of Personal Financial Services ABN 26 098 725 145, AFSL 234459 ("Licensee"). Salita conducts professional investment research and investment management services including constructing and managing portfolios and/or investment strategies for model portfolios, managed accounts/ separately managed accounts (SMA) or other similar constructs.

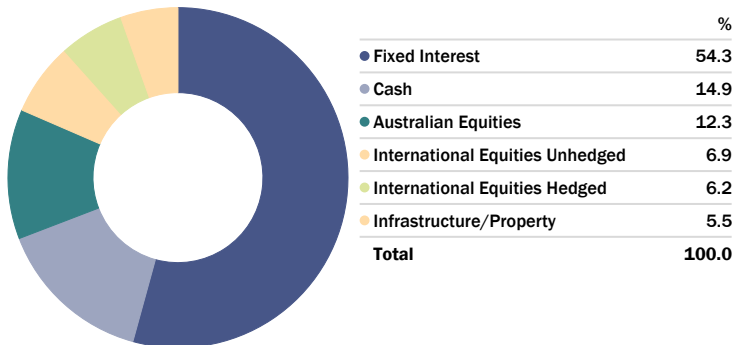
**Trailing Returns**

As of Date: 30/04/2026

|                                      | 1 Mth (%) | 2 Mths (%) | 3 Mths (%) | Since Inception (%) |
|--------------------------------------|-----------|------------|------------|---------------------|
| Salita G30 Retiree Macquarie Wrap    | 1.45      | -0.73      | 0.92       | 1.59                |
| Morningstar AUS Mod Tgt Alloc NR AUD | 1.69      | -1.02      | 0.16       | 0.46                |
| Excess Return                        | -0.24     | 0.29       | 0.76       | 1.13                |

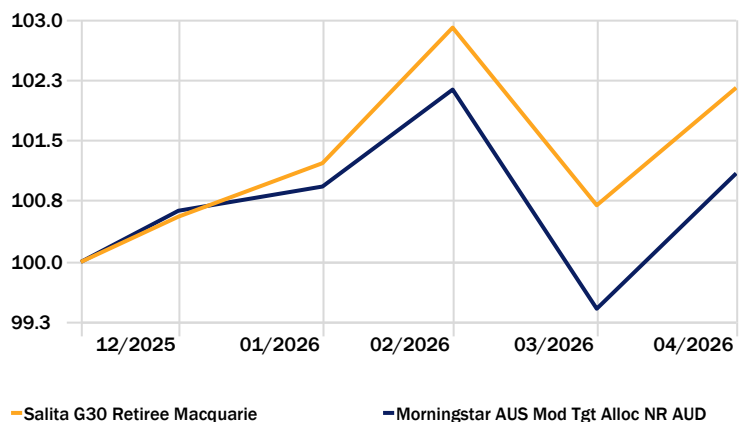
**Asset Allocation**

Portfolio Date: 30/04/2026



**Investment Growth**

Time Period: 10/12/2025 to 30/04/2026



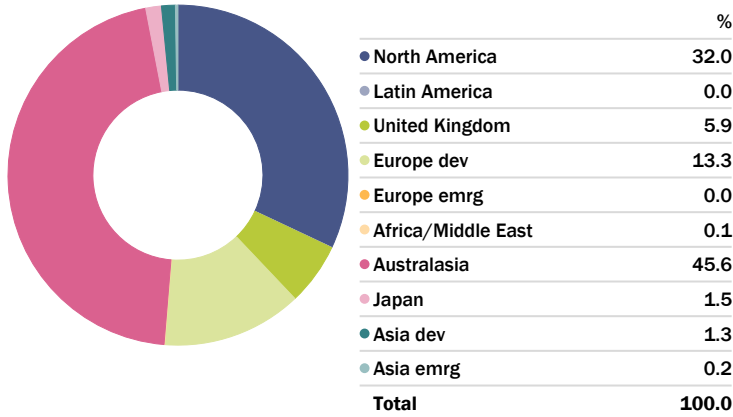
\*Fees disclosed are indicative only. Please note that the fees do not include GST (where applicable), platform administration fees, and transactions costs. Please refer to the relevant PDS for full details of fees. Investment performance calculated from Model Portfolio's inception date of 1st October 2025. Portfolio performance is after investment manager fees and performance fees and before portfolio management, administration and platform fees. The Morningstar AUS Moderate Target Allocation Index has 30% of its investments in growth assets and is compiled by Morningstar Inc. These figures represent historical performance only. Past performance should not be taken as an indication of future performance. Excess returns may differ due to rounding.

This Fact Sheet has been prepared by Salita Portfolio Services for general information purposes only. It does not take into account any investor's personal objectives, financial situation, or needs. Investors should review the relevant Product Disclosure Statement (PDS) and seek professional financial advice before making any investment decisions. This information has been prepared in good faith; however, we accept no liability for any errors or omissions.



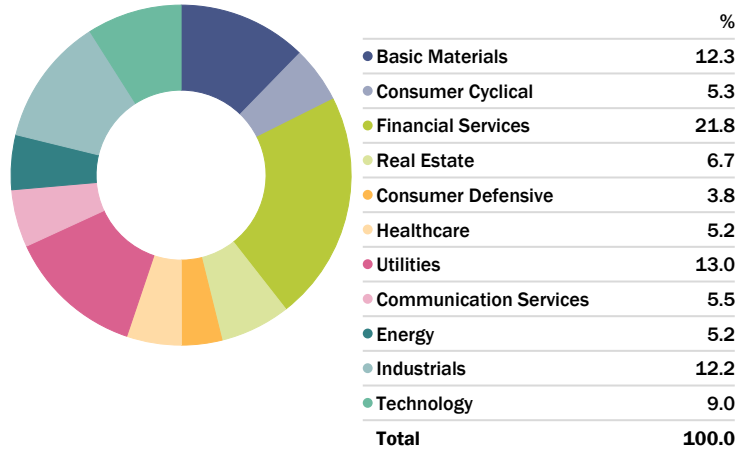
**Equity Regional Exposure**

Portfolio Date: 30/04/2026



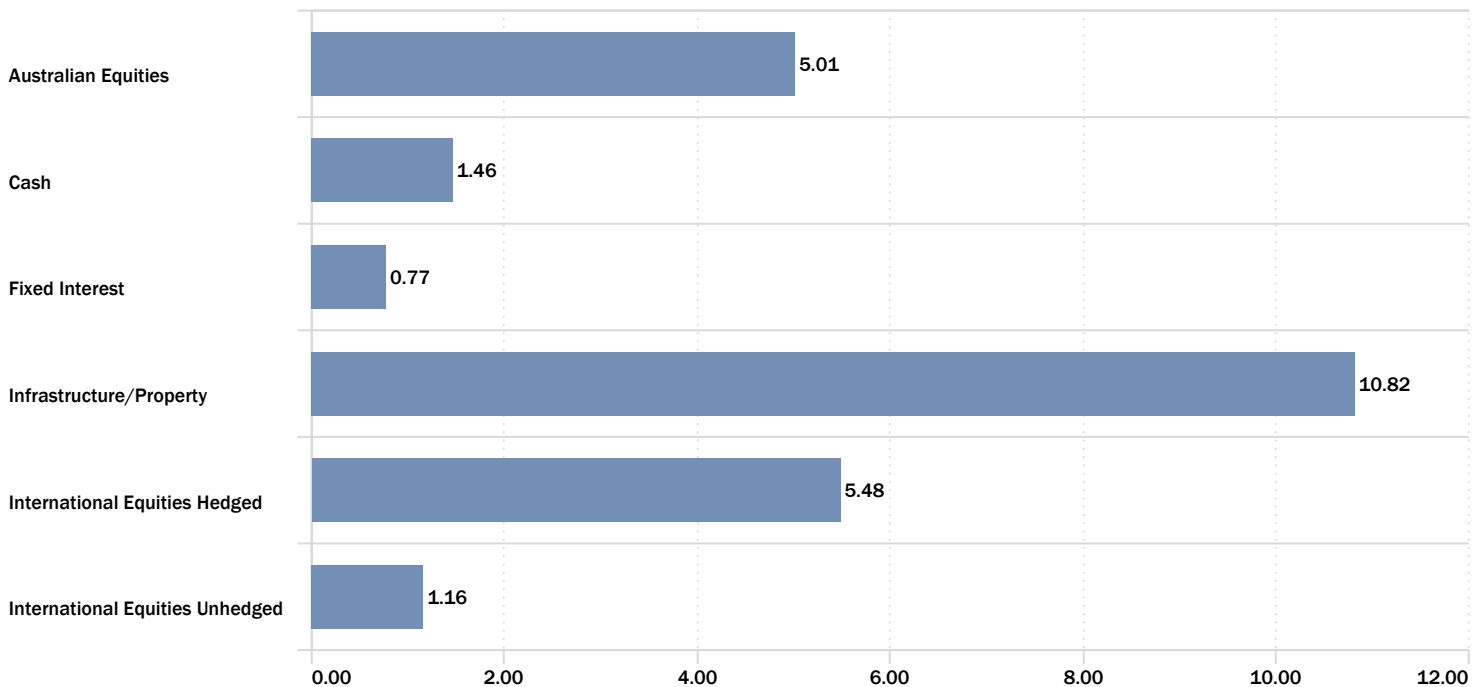
**Equity Sectors (Morningstar)**

Portfolio Date: 30/04/2026



**Portfolio Asset Class Return**

Time Period: 10/12/2025 to 30/04/2026



This Fact Sheet has been prepared by Salita Portfolio Services for general information purposes only. It does not take into account any investor's personal objectives, financial situation, or needs. Investors should review the relevant Product Disclosure Statement (PDS) and seek professional financial advice before making any investment decisions. This information has been prepared in good faith; however, we accept no liability for any errors or omissions.



## Portfolio Position

Portfolio Date: 30/04/2026

|  | Portfolio Weighting % | 1 Mth (%) | 2 Mths (%) | 3 Mths (%) |
|--|-----------------------|-----------|------------|------------|
| <b>Fixed Interest</b>                    | <b>54.27</b>          | —         | —          | —          |
| Schroder Absolute Return Income Fund -WC | 17.86                 | 0.26      | 0.06       | 0.33       |
| Western Asset Aus Bd A                   | 13.75                 | 0.08      | -1.49      | -0.63      |
| Daintree High Income Trust AUD Unit CI   | 11.96                 | 1.00      | 0.72       | 0.93       |
| PIMCO Global Bond W                      | 10.71                 | 0.46      | -2.68      | -1.43      |
| <b>Cash</b>                              | <b>14.90</b>          | —         | —          | —          |
| UBS Cash Fund                            | 12.91                 | 0.35      | 0.66       | 0.94       |
| Platform Cash                            | 1.99                  | 0.34      | 0.69       | 0.99       |
| <b>Australian Equities</b>               | <b>12.33</b>          | —         | —          | —          |
| Vanguard Australian Shares High Yld ETF  | 4.25                  | 1.58      | -1.58      | 5.62       |
| Ausbil Active Dividend Income            | 4.08                  | 1.90      | -5.64      | -0.70      |
| iShares Core S&P/ASX 200 ETF             | 4.00                  | 2.17      | -5.13      | -1.24      |
| <b>International Equities Unhedged</b>   | <b>6.88</b>           | —         | —          | —          |
| iShares International Equity Index       | 3.82                  | 4.44      | 1.83       | 0.73       |
| Epoch Gbl Eq Shldr Yld Fd UhgD           | 3.06                  | 2.41      | 1.18       | 5.13       |
| <b>International Equities Hedged</b>     | <b>6.16</b>           | —         | —          | —          |
| iShares Hedged International Equity Idx  | 6.16                  | 8.61      | 2.35       | 3.26       |
| <b>Infrastructure/Property</b>           | <b>5.46</b>           | —         | —          | —          |
| Lazard Global Listed Infrastructure      | 5.46                  | 3.84      | -2.51      | 6.52       |

## Portfolio Changes

There were no changes to the portfolio during April 2026.

This Fact Sheet has been prepared by Salita Portfolio Services for general information purposes only. It does not take into account any investor's personal objectives, financial situation, or needs. Investors should review the relevant Product Disclosure Statement (PDS) and seek professional financial advice before making any investment decisions. This information has been prepared in good faith; however, we accept no liability for any errors or omissions.

Salita Portfolio Services Pty Ltd | ABN 39 609 946 616  
Aurora Place, Level 6, 88 Phillip Street, Sydney NSW 2000 | salitaportfolioservices.com.au

Source: Morningstar Direct