



**Key Information**

**Date of the Fact Sheet** 30 April 2026

**Inception Date** 10 December 2025

**Asset Class** Diversified

**Benchmark** Morningstar AUS Balanced Tgt Alloc NR AUD

**Number of Underlying Holdings** 14

**Minimum Investment Amount** \$25,000

**Minimum Investment Timeframe** 5 Years

**Ongoing costs to clients\*** 0.58% p.a.

**Platform availabilities** Macquarie Wrap

**Investment Objectives**

The Salita G50 Retiree Portfolio aims to achieve a return in excess of CPI + 1.50% p.a. over a rolling 5-year period, after fees. The portfolio is actively managed within allowable ranges and contains exposure to approximately 50% defensive assets and 50% growth assets.

**About the manager**

Salita Portfolio Services Pty Ltd (Salita) is a wholly owned subsidiary of Entireti Limited, and a Corporate Authorised Representative of Personal Financial Services ABN 26 098 725 145, AFSL 234459 ("Licensee"). Salita conducts professional investment research and investment management services including constructing and managing portfolios and/or investment strategies for model portfolios, managed accounts/ separately managed accounts (SMA) or other similar constructs.

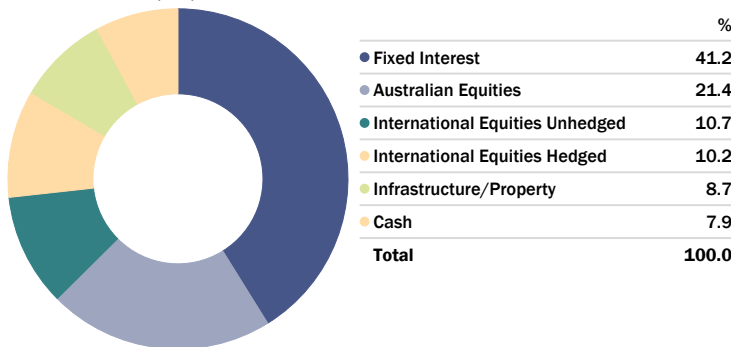
**Trailing Returns**

As of Date: 30/04/2026

	1 Mth (%)	2 Mths (%)	3 Mths (%)	Since Inception (%)
Salita G50 Retiree Macquarie Wrap	2.26	-0.89	1.42	2.23
Morningstar AUS Balance Tgt Alloc NR AUD	2.64	-1.04	0.40	0.76
Excess Return	-0.37	0.15	1.02	1.46

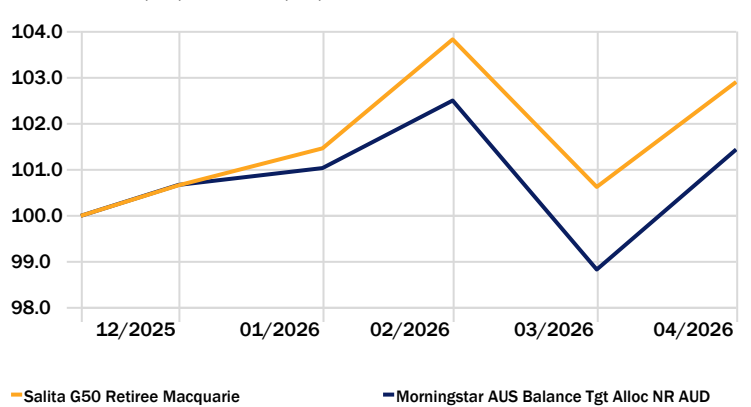
**Asset Allocation**

Portfolio Date: 30/04/2026



**Investment Growth**

Time Period: 10/12/2025 to 30/04/2026



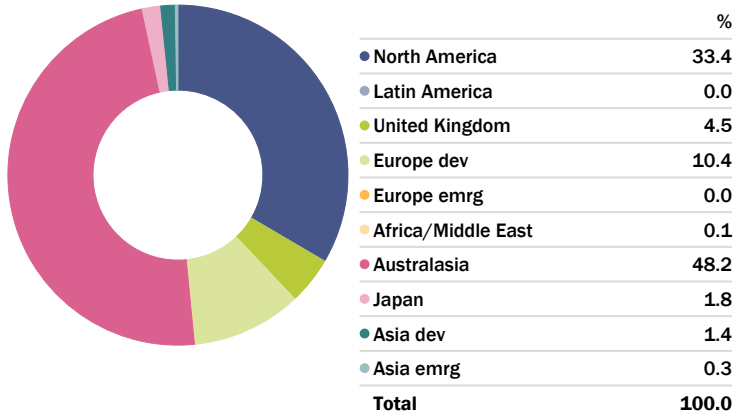
\*Fees disclosed are indicative only. Please note that the fees do not include GST (where applicable), platform administration fees, and transactions costs. Please refer to the relevant PDS for full details of fees. Investment performance calculated from Model Portfolio's inception date of 1st October 2025. Portfolio performance is after investment manager fees and performance fees and before portfolio management, administration and platform fees. The Morningstar AUS Balanced Target Allocation Index has 50% of its investments in growth assets and is compiled by Morningstar Inc. These figures represent historical performance only. Past performance should not be taken as an indication of future performance. Excess returns may differ due to rounding.

This Fact Sheet has been prepared by Salita Portfolio Services for general information purposes only. It does not take into account any investor's personal objectives, financial situation, or needs. Investors should review the relevant Product Disclosure Statement (PDS) and seek professional financial advice before making any investment decisions. This information has been prepared in good faith; however, we accept no liability for any errors or omissions.



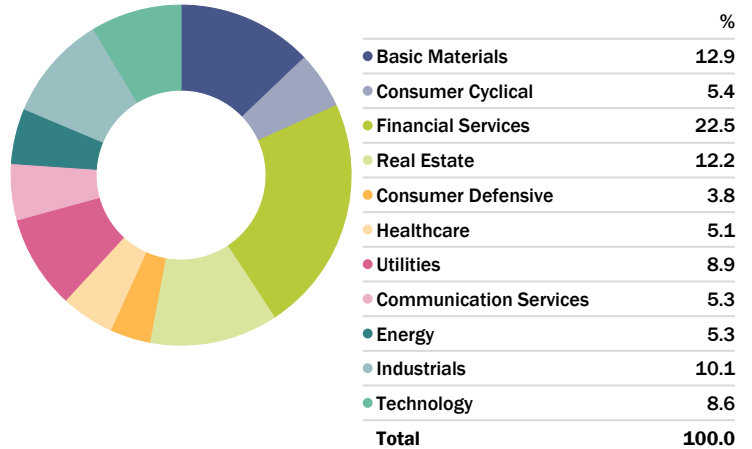
**Equity Regional Exposure**

Portfolio Date: 30/04/2026



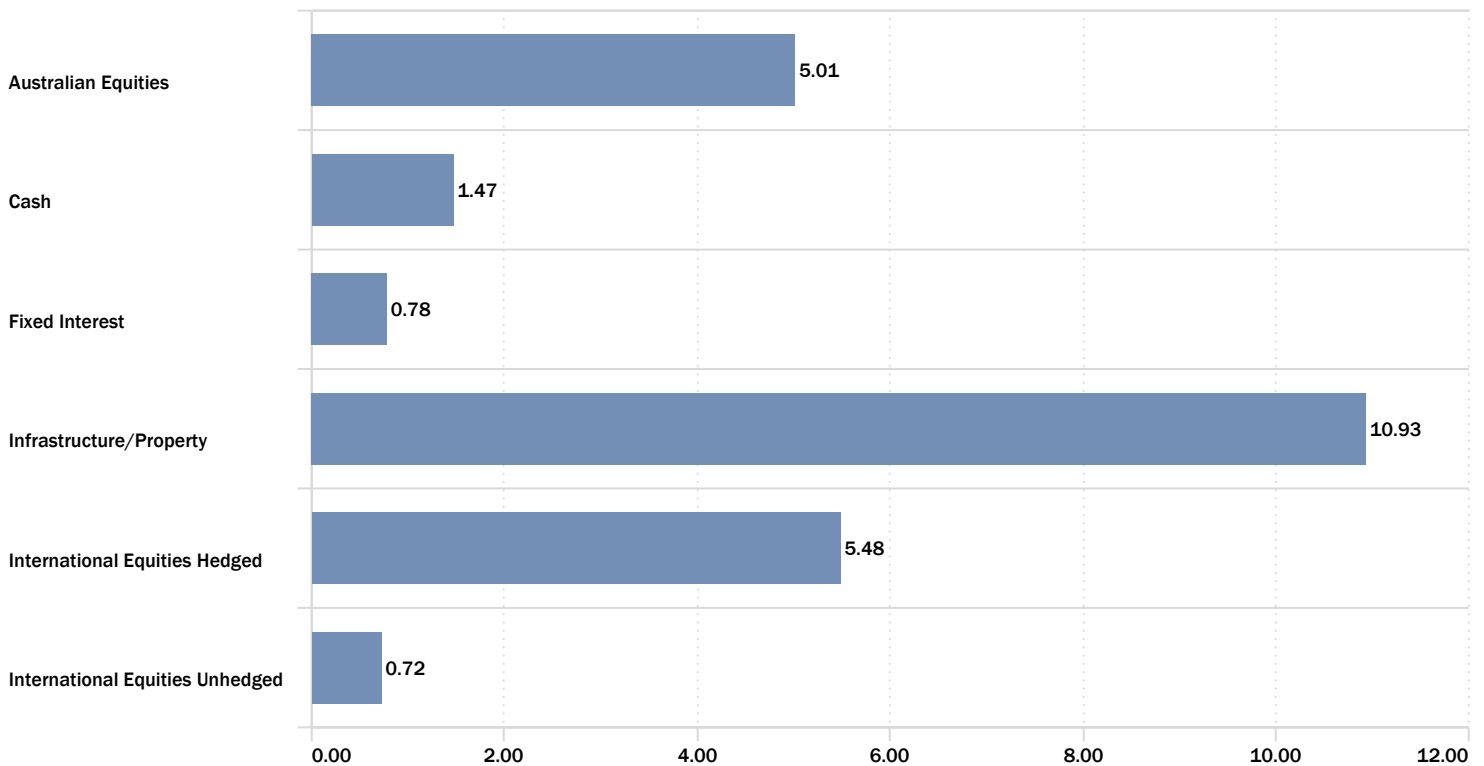
**Equity Sectors (Morningstar)**

Portfolio Date: 30/04/2026



**Portfolio Asset Class Return**

Time Period: 10/12/2025 to 30/04/2026



This Fact Sheet has been prepared by Salita Portfolio Services for general information purposes only. It does not take into account any investor's personal objectives, financial situation, or needs. Investors should review the relevant Product Disclosure Statement (PDS) and seek professional financial advice before making any investment decisions. This information has been prepared in good faith; however, we accept no liability for any errors or omissions.



**Portfolio Position**

Portfolio Date: 30/04/2026

	Portfolio Weighting %	1 Mth (%)	2 Mths (%)	3 Mths (%)
<b>Fixed Interest</b>	<b>41.15</b>	—	—	—
Schroder Absolute Return Income Fund -WC	13.79	0.26	0.06	0.33
Western Asset Aus Bd A	10.72	0.08	-1.49	-0.63
Daintree High Income Trust AUD Unit CI	8.91	1.00	0.72	0.93
PIMCO Global Bond W	7.73	0.46	-2.68	-1.43
<b>Australian Equities</b>	<b>21.42</b>	—	—	—
Vanguard Australian Shares High Yld ETF	7.38	1.58	-1.58	5.62
Ausbil Active Dividend Income	7.08	1.90	-5.64	-0.70
iShares Core S&P/ASX 200 ETF	6.96	2.17	-5.13	-1.24
<b>International Equities Unhedged</b>	<b>10.69</b>	—	—	—
iShares International Equity Index	6.64	4.44	1.83	0.73
Epoch Gbl Eq Shldr Yld Fd Uhgd	4.05	2.41	1.18	5.13
<b>International Equities Hedged</b>	<b>10.20</b>	—	—	—
iShares Hedged International Equity Idx	10.20	8.61	2.35	3.26
<b>Infrastructure/Property</b>	<b>8.66</b>	—	—	—
Lazard Global Listed Infrastructure	5.42	3.84	-2.51	6.52
CBRE Global Property Securities	3.24	8.00	0.31	7.62
<b>Cash</b>	<b>7.89</b>	—	—	—
UBS Cash Fund	5.92	0.35	0.66	0.94
Platform Cash	1.97	0.34	0.69	0.99

**Portfolio Changes**

There were no changes to the portfolio during April 2026.

This Fact Sheet has been prepared by Salita Portfolio Services for general information purposes only. It does not take into account any investor's personal objectives, financial situation, or needs. Investors should review the relevant Product Disclosure Statement (PDS) and seek professional financial advice before making any investment decisions. This information has been prepared in good faith; however, we accept no liability for any errors or omissions.