



Key Information

Investment Objectives

Date of the Fact Sheet 30 April 2026

Inception Date 10 December 2025

Asset Class Diversified

Benchmark Morningstar AUS Growth Tgt Alloc NR AUD

Number of Underlying Holdings 15

Minimum Investment Amount \$25,000

Minimum Investment Timeframe 7 Years

Ongoing costs to clients* 0.58% p.a.

Platform availabilities Macquarie Wrap

The Salita G70 Retiree Portfolio aims to achieve a return in excess of CPI + 2.5% p.a. over a rolling 7-year period, after fees. The portfolio is actively managed within allowable ranges and contains exposure to approximately 30% defensive assets and 70% growth assets.

About the manager

Salita Portfolio Services Pty Ltd (Salita) is a wholly owned subsidiary of Entireti Limited, and a Corporate Authorised Representative of Personal Financial Services ABN 26 098 725 145, AFSL 234459 ("Licensee"). Salita conducts professional investment research and investment management services including constructing and managing portfolios and/or investment strategies for model portfolios, managed accounts/ separately managed accounts (SMA) or other similar constructs.

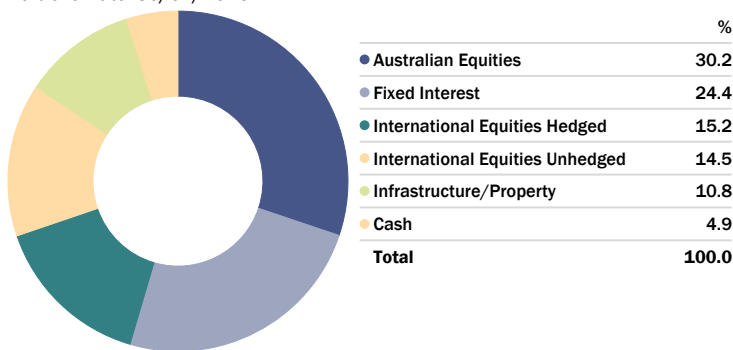
Trailing Returns

As of Date: 30/04/2026

	1 Mth (%)	2 Mths (%)	3 Mths (%)	Since Inception (%)
Salita G70 Retiree Macquarie Wrap	3.10	-1.18	1.54	2.55
Morningstar AUS Growth Tgt Alloc NR AUD	3.55	-1.18	0.46	0.84
Excess Return	-0.45	0.00	1.08	1.71

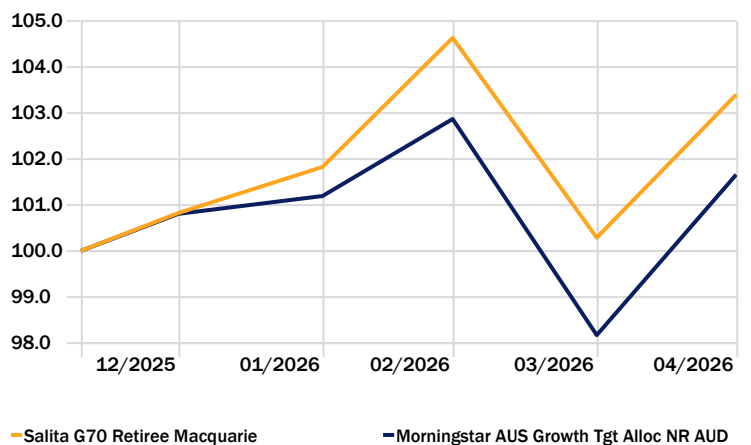
Asset Allocation

Portfolio Date: 30/04/2026



Investment Growth

Time Period: 10/12/2025 to 30/04/2026



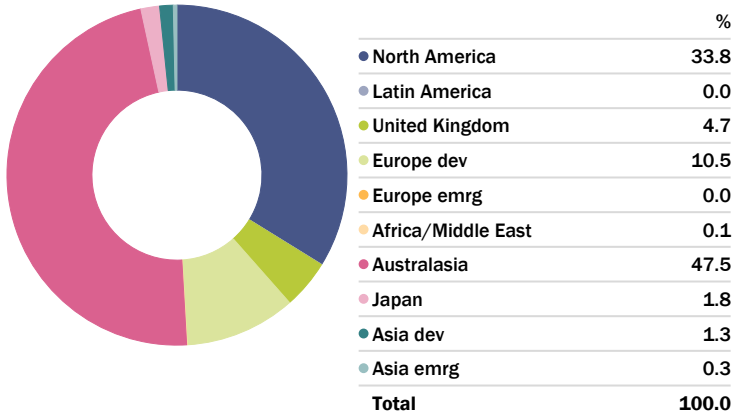
*Fees disclosed are indicative only. Please note that the fees do not include GST (where applicable), platform administration fees, and transactions costs. Please refer to the relevant PDS for full details of fees. Investment performance calculated from Model Portfolio's inception date of 1st October 2025. Portfolio performance is after investment manager fees and performance fees and before portfolio management, administration and platform fees. The Morningstar AUS Growth Target Allocation Index has 70% of its investments in growth assets and is compiled by Morningstar Inc. These figures represent historical performance only. Past performance should not be taken as an indication of future performance. Excess returns may differ due to rounding.

This Fact Sheet has been prepared by Salita Portfolio Services for general information purposes only. It does not take into account any investor's personal objectives, financial situation, or needs. Investors should review the relevant Product Disclosure Statement (PDS) and seek professional financial advice before making any investment decisions. This information has been prepared in good faith; however, we accept no liability for any errors or omissions.



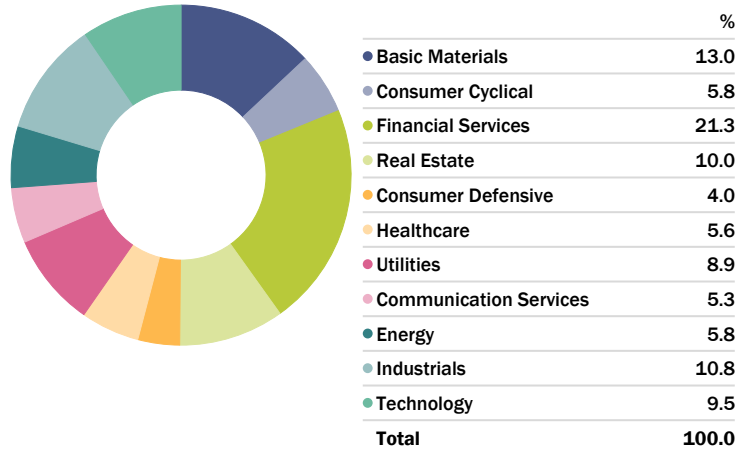
Equity Regional Exposure

Portfolio Date: 30/04/2026



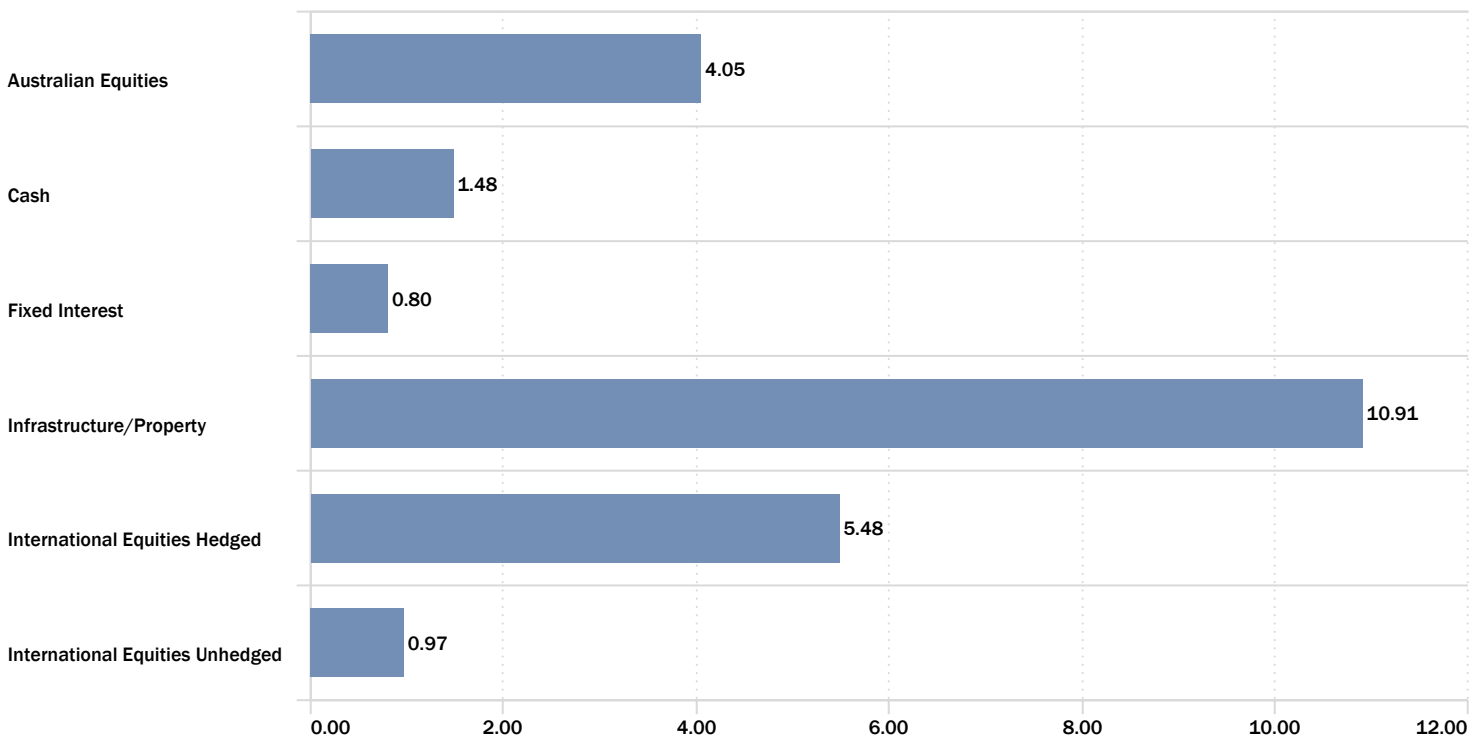
Equity Sectors (Morningstar)

Portfolio Date: 30/04/2026



Portfolio Asset Class Return

Time Period: 10/12/2025 to 30/04/2026



This Fact Sheet has been prepared by Salita Portfolio Services for general information purposes only. It does not take into account any investor's personal objectives, financial situation, or needs. Investors should review the relevant Product Disclosure Statement (PDS) and seek professional financial advice before making any investment decisions. This information has been prepared in good faith; however, we accept no liability for any errors or omissions.



Portfolio Position

Portfolio Date: 30/04/2026

	Portfolio Weighting %	1 Mth (%)	2 Mths (%)	3 Mths (%)
Australian Equities	30.17	—	—	—
Vanguard Australian Shares High Yld ETF	9.44	1.58	-1.58	5.62
iShares Core S&P/ASX 200 ETF	8.90	2.17	-5.13	-1.24
Ausbil Active Dividend Income	8.06	1.90	-5.64	-0.70
Firetrail Australian Small Companies A	3.77	4.73	-7.96	-8.60
Fixed Interest	24.38	—	—	—
Schroder Absolute Return Income Fund -WC	7.84	0.26	0.06	0.33
Daintree High Income Trust AUD Unit CI	5.91	1.00	0.72	0.93
Western Asset Aus Bd A	5.82	0.08	-1.49	-0.63
PIMCO Global Bond W	4.81	0.46	-2.68	-1.43
International Equities Hedged	15.22	—	—	—
iShares Hedged International Equity Idx	15.22	8.61	2.35	3.26
International Equities Unhedged	14.54	—	—	—
iShares International Equity Index	8.50	4.44	1.83	0.73
Epoch Gbl Eq Shldr Yld Fd Uhgd	6.04	2.41	1.18	5.13
Infrastructure/Property	10.77	—	—	—
Lazard Global Listed Infrastructure	7.55	3.84	-2.51	6.52
CBRE Global Property Securities	3.22	8.00	0.31	7.62
Cash	4.91	—	—	—
UBS Cash Fund	2.94	0.35	0.66	0.94
Platform Cash	1.96	0.34	0.69	0.99

Portfolio Changes

There were no changes to the portfolio during April 2026.

This Fact Sheet has been prepared by Salita Portfolio Services for general information purposes only. It does not take into account any investor's personal objectives, financial situation, or needs. Investors should review the relevant Product Disclosure Statement (PDS) and seek professional financial advice before making any investment decisions. This information has been prepared in good faith; however, we accept no liability for any errors or omissions.