



## Key Information

**Date of the Fact Sheet** 31 May 2026

**Inception Date** 1 October 2025

**Asset Class** Diversified

**Benchmark** Morningstar AUS Balanced Tgt Alloc NR AUD

**Number of Underlying Holdings** 15

**Minimum Investment Amount** \$25,000

**Minimum Investment Timeframe** 5 Years

**Ongoing costs to clients\*** 0.65% p.a.

**Platform availabilities** BT Panorama | Hub24 | Netwealth | North CFS Edge | Expand | Macquarie Wrap

## Investment Objectives

The Salita G50 Portfolio aims to achieve a return in excess of CPI + 1.50% p.a. over a rolling 5-year period, after fees. The portfolio is actively managed within allowable ranges and contains exposure to approximately 50% defensive assets and 50% growth assets.

## About the manager

Salita Portfolio Services Pty Ltd (Salita) is a wholly owned subsidiary of Entireti Limited, and a Corporate Authorised Representative of Personal Financial Services ABN 26 098 725 145, AFSL 234459 ("Licensee"). Salita conducts professional investment research and investment management services including constructing and managing portfolios and/or investment strategies for model portfolios, managed accounts/ separately managed accounts (SMA) or other similar constructs.

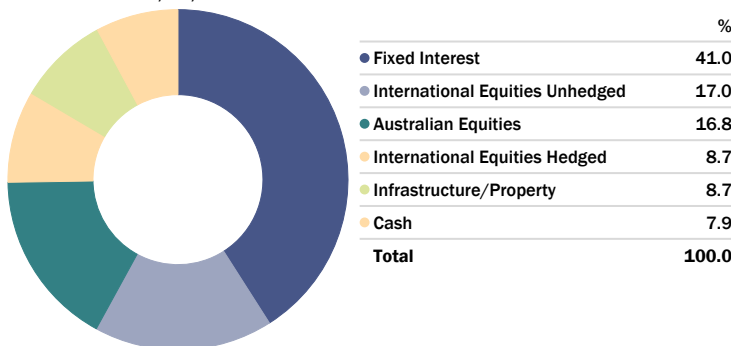
## Trailing Returns

As of Date: 31/05/2026

	1 Mth (%)	2 Mths (%)	3 Mths (%)	6 Mths (%)	Since Inception (%)
Salita G50	1.55	3.92	0.65	2.84	4.43
Morningstar AUS Balance Tgt Alloc NR AUD	2.20	4.89	1.14	3.04	3.63
Excess Return	-0.65	-0.97	-0.50	-0.20	0.80

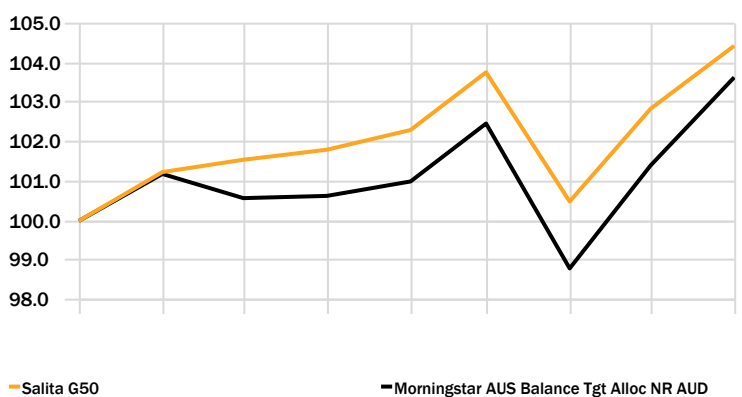
## Asset Allocation

Portfolio Date: 31/05/2026



## Investment Growth

Time Period: 1/10/2025 to 31/05/2026



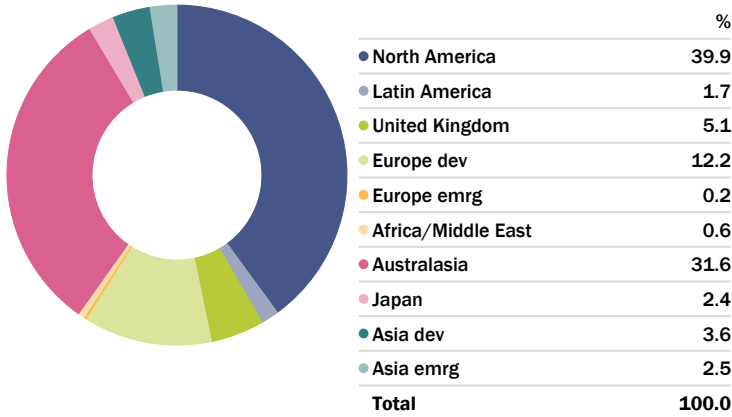
\*Fees disclosed are indicative only. Please note that the fees do not include GST (where applicable), platform administration fees, and transactions costs. Please refer to the relevant PDS for full details of fees. Investment performance calculated from Model Portfolio's inception date of 1st October 2025. Portfolio performance is after investment manager fees and performance fees and before portfolio management, administration and platform fees. The Morningstar AUS Balanced Target Allocation Index has 50% of its investments in growth assets and is compiled by Morningstar Inc. These figures represent historical performance only. Past performance should not be taken as an indication of future performance. Excess returns may differ due to rounding.

This Fact Sheet has been prepared by Salita Portfolio Services for general information purposes only. It does not take into account any investor's personal objectives, financial situation, or needs. Investors should review the relevant Product Disclosure Statement (PDS) and seek professional financial advice before making any investment decisions. This information has been prepared in good faith; however, we accept no liability for any errors or omissions.



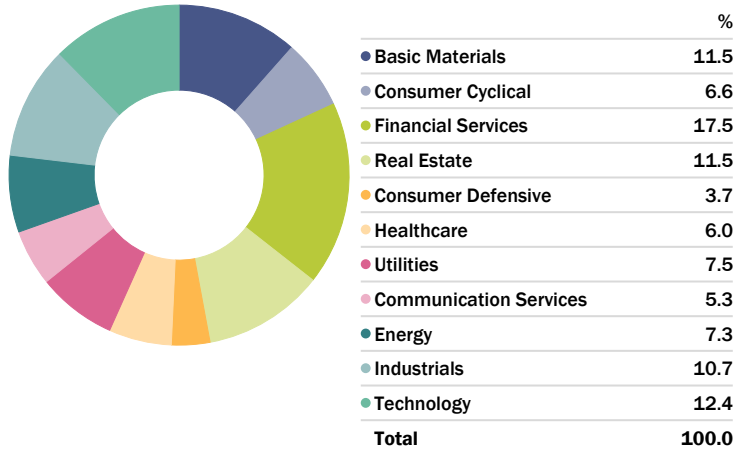
## Equity Regional Exposure

Portfolio Date: 31/05/2026



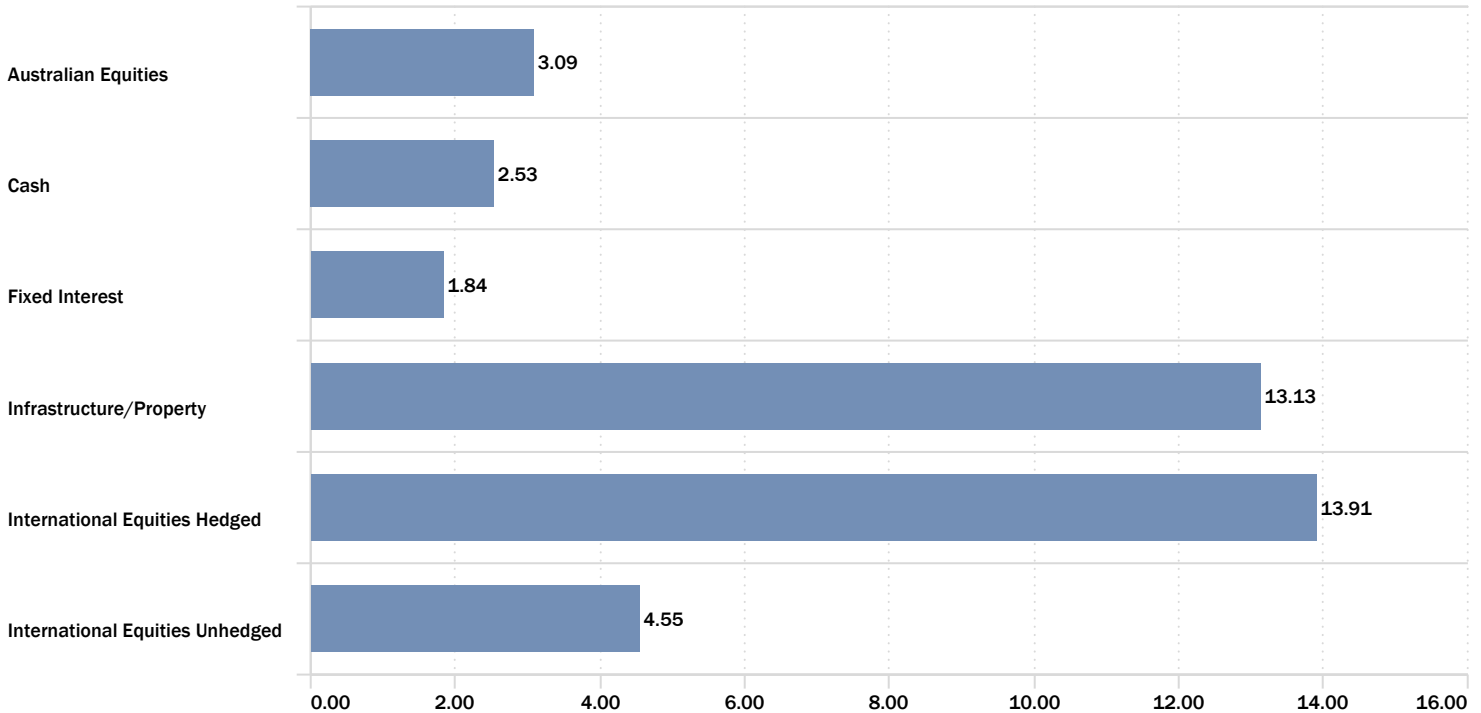
## Equity Sectors (Morningstar)

Portfolio Date: 31/05/2026



## Portfolio Asset Class Return

Time Period: 1/10/2025 to 31/05/2026



This Fact Sheet has been prepared by Salita Portfolio Services for general information purposes only. It does not take into account any investor's personal objectives, financial situation, or needs. Investors should review the relevant Product Disclosure Statement (PDS) and seek professional financial advice before making any investment decisions. This information has been prepared in good faith; however, we accept no liability for any errors or omissions.



## Portfolio Position

Portfolio Date: 31/05/2026

	Portfolio Weighting %	1 Mth (%)	2 Mths (%)	3 Mths (%)	6 Mths (%)
<b>Fixed Interest</b>	<b>40.96</b>	—	—	—	—
Schroder Absolute Return Income Fund -WC	13.75	0.62	0.89	0.69	2.07
Western Asset Aus Bd A	10.54	1.63	1.71	0.12	0.65
Daintree High Income Trust AUD Unit CI	8.91	0.86	1.87	1.59	2.92
PIMCO Global Bond W	7.75	1.01	1.48	-1.70	-0.17
<b>International Equities Unhedged</b>	<b>17.02</b>	—	—	—	—
Life Cycle Concentrated Global Share A	8.89	4.17	8.13	4.40	-0.72
RQI Global Value-Class A	5.18	3.33	6.15	2.49	4.31
GQG Partners Emerging Markets Equity	2.95	-1.56	1.10	-2.47	-2.45
<b>Australian Equities</b>	<b>16.78</b>	—	—	—	—
Chester High Conviction	6.78	0.96	5.07	-0.84	-0.57
RQI Australian Value - Class A	5.18	3.16	4.39	-1.30	8.18
iShares Core S&P/ASX 200 ETF	4.81	1.13	3.33	-4.06	3.03
<b>International Equities Hedged</b>	<b>8.73</b>	—	—	—	—
iShares Hedged International Equity Idx	8.73	4.89	13.92	7.36	10.65
<b>Infrastructure/Property</b>	<b>8.67</b>	—	—	—	—
Lazard Global Listed Infrastructure	5.48	-0.92	2.89	-3.41	7.99
Resolution Capital Global Property Secs	3.19	-0.41	7.73	-1.28	7.32
<b>Cash</b>	<b>7.85</b>	—	—	—	—
UBS Cash Fund	5.89	0.35	0.71	1.02	1.93
Platform Cash	1.97	0.37	0.72	1.06	1.99

## Portfolio Changes

There were no changes to the portfolio during May 2026.

This Fact Sheet has been prepared by Salita Portfolio Services for general information purposes only. It does not take into account any investor's personal objectives, financial situation, or needs. Investors should review the relevant Product Disclosure Statement (PDS) and seek professional financial advice before making any investment decisions. This information has been prepared in good faith; however, we accept no liability for any errors or omissions.

Salita Portfolio Services Pty Ltd | ABN 39 609 946 616  
Aurora Place, Level 6, 88 Phillip Street, Sydney NSW 2000 | salitaportfolioservices.com.au

Source: Morningstar Direct